



Fine



PowerPoint
included

Know Your Music Terms and Symbols

Reproducible worksheets, written and multiple choice assessments, stories, games, crosswords, matching activities and more to help your students learn music terms and symbols.

This publication includes instructional PowerPoints and Smart Notebook files.



Veronica Harper
Themes & Variations

p

‰

mf

pp

#

DOWNLOAD EDITION

LIVEWORKSHEETS

Know Your Music Terms and Symbols



Reproducible worksheets, written and multiple choice assessments, game boards that you can photocopy, stories, crosswords, matching activities and more to help your students learn music terms and symbols.

This publication includes instructional PowerPoints.



Veronica Harper
Themes & Variations

Index of Reproducibles

Tempo.....	3 - 10	
Dynamics.....	11 - 17	
Repeats.....	18 - 23	
Note Name Review, Flats and Sharps.....	24 - 29	
Key Signature, Accidentals and Naturals.....	30 - 34	
Note Value and Time Signature Review.....	35 - 37	
Music Symbols.....	38 - 42	
Articulation.....	43 - 47	
Expression.....	48 - 53	
Answer Key.....	54 - 56	
PowerPoint Index.....	56	




The teacher is given permission to copy all pages in this book for the students in one school. No distribution of the book or PowerPoints is permitted.

Download Print Permission: The purchaser of this download is permitted to print ONE copy only of this publication. No sharing of this copy is allowed under international copyright law.


Know Your Note Names

Know Your Note Names, written for Grades 3 - 6, contains 56 reproducible pages of kid-tested activities to help students learn their note names in the treble and bass clef. This book even includes worksheets using ledger lines for the more advanced note readers. A wide variety of reproducible activities are included: Create-a-word, matching, silly stories, crosswords, games, and note name flashcards. (Includes PowerPoint Presentations)



Know Your Rhythms

Know Your Rhythms, written for Grades 3 - 6, contains 56 pages of fun, kid-tested reproducibles to help students learn their note values and time signatures. It includes instructional PowerPoints, worksheets, assessments, crosswords, ear training, partner games, and activities such as building note value pizzas and Rhythm Erase. (Includes PowerPoint Presentations)



Visit www.musicplay.ca for more information about other books, kits and PowerPoints in this series.



Themes & Variations

Box 25109 Deer Park PO, Red Deer, Alberta, T4R 2M2
Email: tvinfo@telus.net Phone or Fax: 403-342-9456
Toll Free Phone and Fax: 1-888-K6 Choir (1-888-562-4647)
Web Site: www.musicplay.ca
Printed in Canada Copyright ©2010 Themes & Variations
ISBN Number: 1-897099-52-5



Introduction to Tempo Terms

Name: _____ Class: _____

Tempo in music tells us how fast or slow to sing or play. Italian words are used to describe different speeds or tempos.

These tempo terms tell us to play the music **fast** or **lively**.

Italian:

prestissimo
vivace
allegro

Play or Sing:

very quick (as fast as you can go)
fast and lively
quickly



Part A: Fill in the blanks for these fast and lively tempo terms.

1. Allegro means to play or sing _____.
2. _____ means to play very quickly.
3. Vivace means to play _____.
4. _____ is faster than allegro and vivace.

These tempo terms tell us to play or sing the music more **slowly**.

Italian:

moderato
andante
adagio
largo

Play or Sing:

moderately
moving along (at a walking speed)
slowly
very slow and broad



Part B: Fill in the blanks for these slower tempo terms.

1. _____ means to play or sing at a moderate speed.
2. Andante means to play or sing at a _____ speed.
3. _____ means to play or sing the music very slow and broad.
4. Adagio means to play or sing _____.



Learning About Tempo Terms

Name: _____ Class: _____

Tempo in music tells us how fast or slow to sing or play. Italian words are used to describe different speeds or tempos.

These tempo terms tell us to play or sing the music **fast**.

<u>Italian:</u>	<u>Play or Sing:</u>
prestissimo	very quick
vivace	fast and lively
allegro	quickly

These tempo terms tell us to play or sing the music more **slowly**.

<u>Italian:</u>	<u>Play or Sing:</u>
moderato	moderately
andante	moving along, at a walking speed
adagio	slowly
largo	very slow and broad

Part A: Unscramble the fast and slow tempo terms.

1. glaloer _____
2. rgaol _____
3. oartoedm _____
4. avcive _____
6. taennda _____
7. iagoda _____
8. soimsesiprt _____

Part B: Fill in the blanks with the correct tempo term.

1. _____ means to play or sing very quickly.
2. Adagio means to play _____.
3. _____ means to play or sing quickly.
4. Moving along at a walking tempo is called _____.
5. Very slow and broad is called _____.
6. Moderato means to play or sing _____.
7. Andante means to play or sing a little faster than _____.
8. When we play the music fast and lively it is called _____.





Mystery Tempo Message

Name: _____ Class: _____

Part A: Write the answer to the mystery clues on the lines. The circled letters have a number which matches a space at the bottom of the page. The letters will reveal a hidden message.

These tempo terms tell us to play or sing the music fast or lively.

<u>Italian:</u>	<u>Play or Sing:</u>
prestissimo	very quick
vivace	fast and lively
allegro	quickly

These tempo terms tell us to play or sing the music more slowly.

<u>Italian:</u>	<u>Play or Sing:</u>
moderato	moderately
andante	at a walking speed
adagio	slowly
largo	very slow and broad

To do: Fill in the blanks with the correct tempo term to reveal the mystery message.

To play or sing the music fast and lively is _____ (1) _____ (8) _____.

Allegro means to play or sing the music (5) _____.

The tempo term moderato means _____ (4) _____.

Prestissimo means to play or sing very (6) _____ (9) _____.

To play or sing the music at a walking pace is _____ (2) _____.

To play or sing the music slowly is _____ (7) _____.

To play or sing the music very slow and broad is _____ (3) _____.



Mystery Message

The term _____ tells us to play or sing _____ 1 _____ 2 _____ 3 _____ 4 _____ 5 _____ 6 _____ 7 _____ 8 _____ 9 _____



Changing the Tempo

Name: _____ Class: _____

Tempo terms are used to tell how fast or slow the music should be played or sung. There are also terms and symbols that can be used to indicate a change in the tempo.



accelerando (accel.) gradually becoming faster

ritardando (rit.) gradually becoming slower



Part A: Faster Tempos

Write the letter of the definition that matches one of the tempo terms on the left.

- | | |
|------------------------------|------------------------------|
| 1. allegro ____ | a. very quick |
| 2. vivace ____ | b. fast and lively |
| 3. accelerando (accel.) ____ | c. gradually becoming faster |
| 4. prestissimo ____ | d. quickly |

Part B: Slower Tempos

Write the letter of the definition that matches one of the tempo terms on the left.

- | | |
|---------------------------|------------------------------|
| 1. andante ____ | a. moderately |
| 2. adagio ____ | b. at a walking speed |
| 3. ritardando (rit.) ____ | c. very slow and broad |
| 4. largo ____ | d. slowly |
| 5. moderato ____ | e. gradually becoming slower |


Part C: Fill in the blank.

1. Accelerando (accel.) means to _____.
2. Ritardando (rit.) means to _____.
3. To play fast and lively is the term _____.
4. Moderato is faster than _____ but slower than _____.
5. The term that is faster than vivace is _____.



Using Different Tempos

Name: _____ Class: _____

Sometimes composers alter the length of a note or the tempo of the music within a piece to change the mood or make it more interesting. A fermata sign means to pause, or hold the note longer than its normal value. This is a fermata sign: 

Draw a line of fermata signs.



Part A: Answer the following questions.

1. What tempo term would the composer use to gradually slow down the tempo of the music?

2. What tempo term would the composer use to gradually speed up the tempo of the music?

3. Which tempo term means at a walking speed? _____
4. Which tempo term means very quick? _____
5. If you see a fermata sign, this means to _____

6. Largo means to play the music _____.
7. To play the music quickly is called _____.
8. List two reasons that a composer would use different tempos in a piece of music.
a. _____
b. _____
9. To play the music slowly is _____.
10. Vivace means to play the music _____.
11. What tempo term means to play the music at a moderate speed? _____
12. List these tempo terms from **fastest** to **slowest**:
andante largo moderato allegro prestissimo adagio
_____, _____, _____, _____, _____, _____

Tempo Trivia BINGO Game

Name: _____ Class: _____



To do: Find a partner. You will need a pencil for this game, two dice to roll and your own Tempo Trivia Bingo Card. Player 1 will roll the dice. Find a square that has the number shown on the dice. Player 1 will write the answer to the trivia question in the square on their own card. Then it will be Player 2's turn. If a number rolled has already been answered, you may roll once more. Alternate turns, and the first player to get a line (horizontal, vertical or diagonal) calls "BINGO". Ask your teacher to check that all your squares have correct answers. Your teacher will erase any incorrect answers from your bingo card and you can continue playing. The first player to answer every square in a line correctly wins. Continue playing with your partner until both of you get a blackout (all the squares filled in). You can check all the answers on your card as a class when everyone is finished.

5. What does accelerando mean?	11. List these tempo terms from fastest to slowest: allegro, moderato, largo, andante	8. What tempo term means very slow and broad?	3. What does moderato mean?
10. What is the tempo in music?	2. Which tempo term means at a walking speed?	12. Which tempo term means to gradually slow down?	7. Which tempo term means to gradually speed up?
9. If a composer wants a piece of music to be played moderately fast, which tempo term would he most likely use?	4. What tempo term means to play very quickly?	6. Why do you think a composer would use different tempos?	3. What does allegro mean?
11. To play the music slowly is:	10. To play the music at a quick pace is called:	5. For a fast and lively piece of music a composer would probably use:	4. Moderato is faster than _____ but slower than _____.