

Warm Up

Looking at the differences in pictures

Find the differences in the pictures before listening.




A Circle the differences in the pictures.

1


☐

☐

2


☐

☐

3


☐

☐

4


☐

☐

B Now listen and tick (✓) the correct picture.

Practice 1

Gordon is showing Lisa some photos.

Listen to the conversation. Tick (✓) the correct picture.




Circle the differences in the pictures before listening.

1

A.



B.



C.



he / she?
big mouth /
small mouth?

2

A.



B.



C.



3

A.



B.



C.



he / she?
long / short?

4

A.



B.



C.



hair?
eyes?

5

A.



B.



C.



Practice 2

Gordon is telling Grandma about his birthday party.

Listen to the conversation. Tick (✓) the best answer.



1 How old is Gordon now?

☐

A. 5

☐

B. 6

☐


C. 7

2 Gordon has ____.

A.


☐

B.


☐

C.


☐

3 Which picture are they talking about?



tall / short?

fat / thin?


A.

Gordon


☐

B.

Gordon


☐

C.

Gordon


☐

4 Which picture shows Mandy?

A.


☐

B.


☐

C.


☐

5 Which picture shows Bobby?



fat / thin?

big / small?

A.


☐

B.


☐

C.


☐