

GRADE 3

READING

Look, read and draw lines. There is one example.

eighteen minus three

six plus five

nineteen minus two

seven plus twelve

19

15

11

17

Look, read and tick (✓) Yes or No. There is one example.



Ex. There is one small car

Yes

No

☒
☐

4. There are two yo-yos.

☐
☐

5. There is one big doll and one small doll.

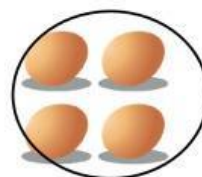
☐
☐

6. There are two big teddy bears.



Look, read and circle. There is one example.

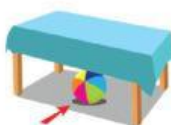
Ex. There are some eggs.



7. I would like some ice cream.



8. Put the ball under the table.



9. I can play soccer.







10. Let's play tennis.







WRITING

Order the letters. There is one example.

Ex.		e n i n t s	<div>_____</div> <div>t e n n i s</div>
1.		o a e r b d w r	<div>_____</div>
2.		i g a e t a o r s b k d n	<div>_____</div>

3.		a a a j m p s	_____
----	---	---------------	-------

Look and write. There is one example.

Ex.		I wear _____. u n i f o r m
4.		Let's play _____.
5.		I have some _____.
6.		I eat rice with _____.

Reorder the words to make a correct sentence. There is one example.

Ex.

up

Stand

, please.

→ Stand up, please.

7.

some

would

We

juice.

like

→ _____

8.

are

at?

good

What

you

→ _____