

Name \_\_\_\_\_

Date \_\_\_\_\_

**Mean, Median, and Range From Data Displays - Independent Practice Worksheet**

Complete all the problems.

1. The table shows the number of toys each child has.

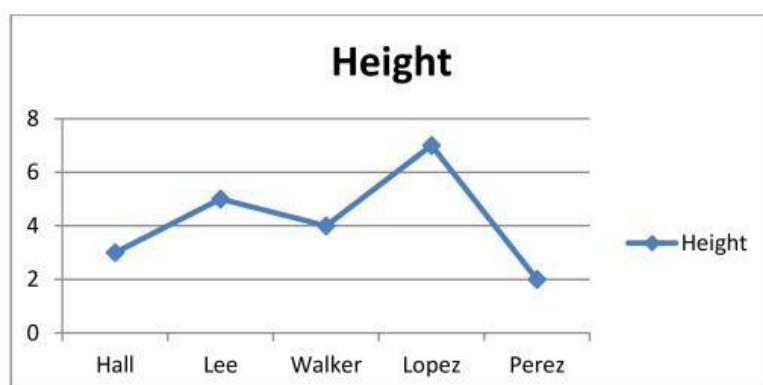
What is the mean, median and range?

Child	Number of Toy
Miller	8
Wilson	9
Taylor	7
Thomas	10



2. The tourist guide made a graph showing the height of its members.

What is the median of the numbers?



3. A shop keeper checked the size of the water bottles in his shop.

The amounts were:

6 Lt    8 Lt    12 Lt    9 Lt    7 Lt    10 GB    14 GB

What is the mean?

Tons of Free Math Worksheets at: © [www.mathworksheetsland.com](http://www.mathworksheetsland.com)

Name \_\_\_\_\_

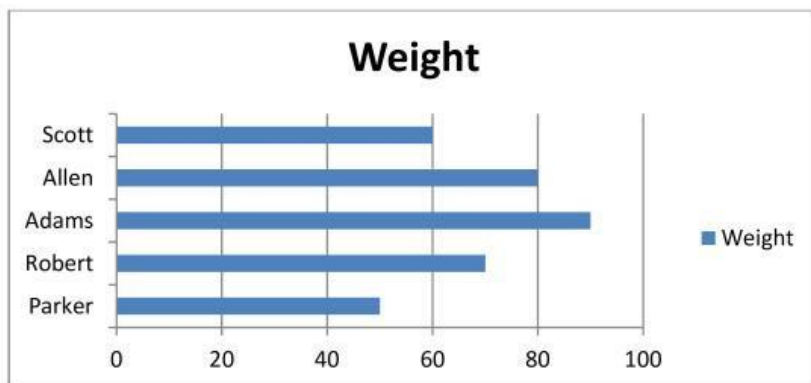
Date \_\_\_\_\_

4. This is a list of the number of shirts each child has. What is the mean?

12 , 14 , 13 , 14 , 15 , 16 , 11 , 17

5. The soccer coach made a graph showing the weight of his players.

What is the median of the data?



6. Cooper has a candy shop. He counts the number of candies in the bags.

The amounts were: 40      45      50      62      75      55      35

What is the range?

7. The table shows the number of pencils per student. What is the mean, median?

Student	Number of Pencils
Bailey	4
Morgan	2
Ward	5
Sanchez	7
Collins	10



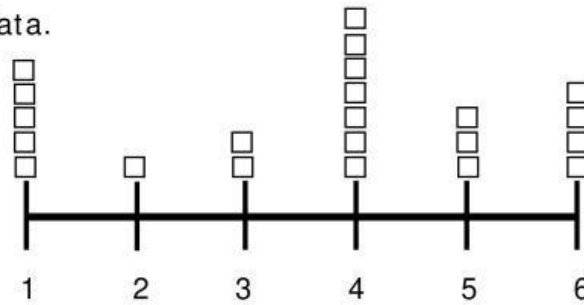
Tons of Free Math Worksheets at: © [www.mathworksheetsland.com](http://www.mathworksheetsland.com)

Name \_\_\_\_\_

Date \_\_\_\_\_

8. The dot plot shows the number of shoes each person has.

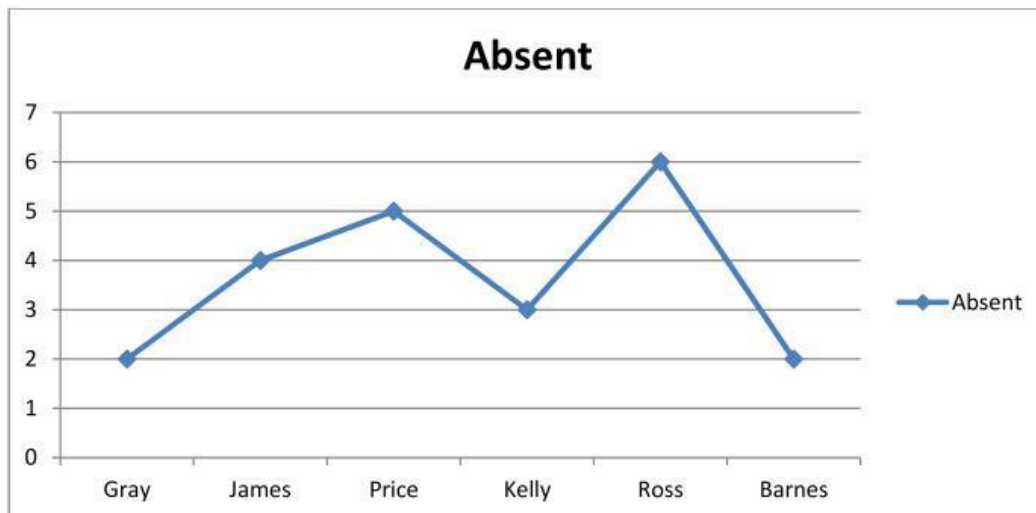
Describe the data.



What is the mean, median and range?

9. The boss made a graph showing the number of days each worker was absent last month.

What is the median of the data?



10. Mr. Davis collected donations for charity. The amounts given by each donor is listed below. What is the range?

\$50, \$52, \$64, \$32, \$22, \$80, \$48, \$30, \$60



Tons of Free Math Worksheets at: © [www.mathworksheetsland.com](http://www.mathworksheetsland.com)