

UNIT 9


Locations

Getting Ready

► Task 1

Find each item in the picture. Write the number in the correct box.

1. a plant
2. the skis
3. the bed
4. the computer
5. a book
6. the newspaper



► Task 2

Write the number of each item next to the location.

___ behind the TV

___ between the bedside tables

___ next to the window

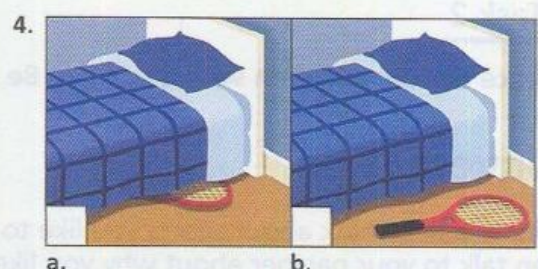
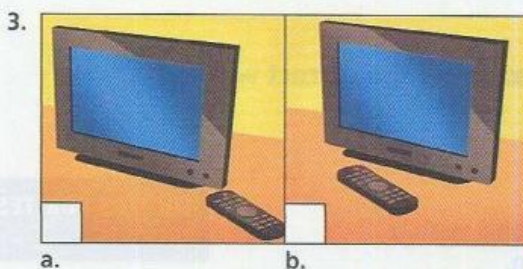
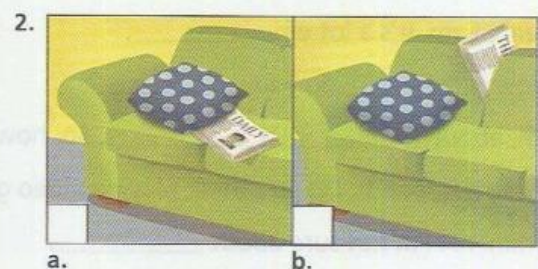
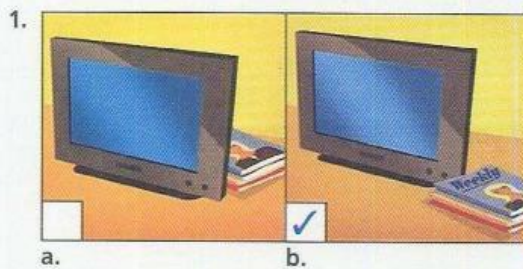
___ next to the bookcase

1 on top of the bookcase

___ under the bedside table

CD 2-2 Listening 1

People are asking where items are. Listen and check (✓) the correct picture.




Listening 2

CD 2-3 ▶ Task 1

Tess is helping Tom decorate his new apartment. Listen and write the number in the location she suggests.

- | | | | |
|----------------------|--------------------|------------------|---------------------|
| 1. the magazine rack | 3. the plant stand | 5. the chair | 7. the TV |
| 2. the coffee table | 4. the bookshelf | 6. the end table | 8. the dinner table |



CD 2-3 ▶ Task 2

Listen again. What do you think each person says next? Circle the correct answer.


- | | |
|---|--|
| 1. a. Yes, it is.
<input checked="" type="radio"/> b. Yes, I agree, it will.
c. Yes, it does. | 5. a. Yes, I will.
b. Yeah. That's right.
c. Yes, it does. |
| 2. a. Yes, they are.
b. Yes, it can.
c. Yes, I think so, too. | 6. a. Yes, it can.
b. Yes, that's perfect.
c. Yes, it does. |
| 3. a. Okay. Try that.
b. Of course not.
c. No, I don't. | 7. a. Yes, it will.
b. Yes, it does.
c. It looks fine. |
| 4. a. Yes, it will.
b. No, the other one.
c. Yes, it will look good there. | 8. a. Yes. That's right.
b. Of course it can.
c. No, it doesn't. |

Listening 3

CD 2-4 ► Task 1

Tony is helping Meg clean the house. Where should he put the items? Listen and circle the correct answer.

1. the magazines
 - a. on the bookshelf on top of the dictionary
 - b. on the bookshelf next to the dictionary**
 - c. in the dictionary
2. the remote control
 - a. beside the TV on the TV program guide
 - b. on top of the TV next to the TV program guide
 - c. beside the TV program guide in front of the TV
3. the keys
 - a. in a box on top of the desk
 - b. inside a drawer next to a box
 - c. in a box inside one of the desk drawers
4. the baseball cap
 - a. on the hook behind the door
 - b. on the doorknob
 - c. on the floor behind the door
5. the glasses
 - a. inside the case on the coffee table
 - b. on the coffee table next to the papers
 - c. on top of the papers on the coffee table
6. the belt
 - a. on the sofa in front of the window
 - b. on the floor next to the window
 - c. on the chair next to the window



CD 2-4 ► Task 2

Listen again. Are the statements true or false? Check (✓) the correct answer.

	True	False
1. Tony hasn't read the magazines.	<input checked="" type="checkbox"/>	<input type="checkbox"/>
2. The remote control has a new battery.	<input type="checkbox"/>	<input type="checkbox"/>
3. The keys are for the office.	<input type="checkbox"/>	<input type="checkbox"/>
4. The baseball cap belongs to Meg's brother.	<input type="checkbox"/>	<input type="checkbox"/>
5. Meg needs glasses for reading.	<input type="checkbox"/>	<input type="checkbox"/>
6. Meg's brother is always very neat.	<input type="checkbox"/>	<input type="checkbox"/>

Pronunciation

Contracted *not*

CD 2-5 ► Task 1

Listen and repeat.

1. is 2. isn't 3. do 4. don't 5. are 6. aren't 7. does 8. doesn't

CD 2-6 ► Task 2

Listen. Circle the word you hear.

1. is / isn't 2. are / aren't 3. do / don't 4. does / doesn't

Dictation

CD 2-7 ► Task 1

Listen to the conversation. Write the missing words.

A: Why _____ anyone ever clean up this mess? Have you seen my purse?

B: _____ usually keep it in the desk drawer?

A: Yes, but it isn't there now.

B: Oh, there _____, on the table.

A: Oh, great. Thanks. Okay, now. . . do you know where my keys are?

B: Well, I know _____ on the hook where they belong.

A: Wait a minute. . . uh, I think I left them in the car. But I _____ where the car is!

► Task 2

Practice the conversation with a partner. Be sure to contract *not*.

Conversation

Work in pairs. Choose four objects in your classroom.
Tell about the location, but not the names, of the objects.
Your partner will guess the objects.

Pronunciation Help

Reduce the *t* at the end of contractions such as *don't*, *doesn't*, and *isn't*.