



Cambridge Primary Programme

CAMBRIDGE GLOBAL ENGLISH 1 PRACTICE READING & WRITING 2

Name: _____

Date: _____

Class: _____

Part 1. Look and read. Put a tick (✓) or a cross (×) in the box.

Examples



This is a hat.

☒

This is a cat.

☐

Questions

1.



This is a skirt.

☐

2.



This is a horse.

☐

3.



He is cutting.

☐


4.



She is driving a tractor.

☐

5.



The hen has ten eggs.

☐

Part 2. Look and read. Write Yes or No.



Examples

They are in the garden.

.....Yes.....

There are three boys.

.....No.....

Questions

1. Grandpa is feeding the birds.

.....

2. The ball is on the table.

.....

3. The boys are under the tree.

.....

4. Grandpa is wearing shoes.

.....

5. The boys are playing the piano.

.....

Part 3. Look at the pictures. Look at the letters. Write the words.

0.



___chair___

c / a / h / i / r

1.



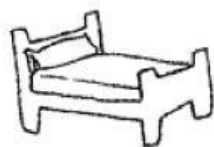
j / a / k / e / c / t

2.



s / e / h / o / s

3.



d / b / e

4.



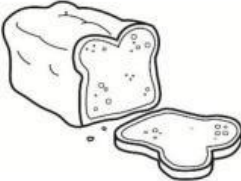





p / i / i / c / k / n / g

5.



c / i / h / c / k


Part 4. Read, circle and write.

<p>0. This is bread</p> <div style="border: 1px solid black; padding: 5px; display: inline-block;"> <p>bread</p> <p>yogurt</p> </div> 	<p>1. They _____ feeding.</p> <div style="border: 1px solid black; padding: 5px; display: inline-block;"> <p>is</p> <p>are</p> </div> 
<p>2. _____ is he wearing? He is wearing a T-shirt and a hat.</p> <div style="border: 1px solid black; padding: 5px; display: inline-block;"> <p>What</p> <p>Where</p> </div> 	<p>3. She is wearing _____.</p> <div style="border: 1px solid black; padding: 5px; display: inline-block;"> <p>a trousers</p> <p>trousers</p> </div> 
<p>4. Is he picking? No, _____</p> <div style="border: 1px solid black; padding: 5px; display: inline-block;"> <p>he is</p> <p>he is not</p> </div> 	<p>5. I _____ picking beans.</p> <div style="border: 1px solid black; padding: 5px; display: inline-block;"> <p>am</p> <p>is</p> </div> 

Part 5. Put the words into the correct order.

1. am / I / driving / a tractor / . / →
2. Is / he / planting seeds / ? / →
3. are / What / doing / you / ? / →
4. cutting / I'm / squares / blue / . / →
5. They / carrying / are / apples / . / →
6. not / No / , / she / is / . / →

Part 6. Look at the pictures and read the questions. Write one-word answers.



running

T-shirt

flying

trousers

tractor

two

Example

How many sheep are there?

two
.....

1. What is the boy wearing?

a and shorts

2. What is the girl wearing?

a T-shirt and

3. What is the dog doing?

.....


4. Where is the house?

between the car and the.....

5. What is the girl doing?

..... a kite

Part 7. Read this. Choose a word from the box. Write the correct word next to numbers 1 – 5.



I am big and grey. I've got four legs and two big

① You can see me in the ② I can't

③ but I can ④ I drink water and I

eat ⑤

What am I?