



Worksheet 1

A. Drag and match the pictures next to the correct sounds from the box.


br	br	cl	cl	cr	dr	fl	fr	gr	pl	tr
----	----	----	----	----	----	----	----	----	----	----


1







2







3







4







5







6







7







8







9





10





11

