



People We Know

Getting Ready

Look at the pictures below. What words do you think describe each person?

shy	funny	easygoing	generous	talkative	a little crazy at times
smart	lazy	serious	sociable	kind	hardworking



CD 3-28 Listening 1

People are talking about new friends. Listen and circle the word that describes each person.

- a. serious

b. funny
- a. shy

b. talkative
- a. serious

b. crazy
- a. smart

b. not talkative
- a. serious

b. sociable
- a. generous


b. hardworking

Listening 2

CD 3-29 ► Task 1

Are the people in each conversation similar or different? Listen and check (✓) the correct answer.

- | | |
|--|---|
| 1. <input type="checkbox"/> similar
<input checked="" type="checkbox"/> different | 4. <input type="checkbox"/> similar
<input type="checkbox"/> different |
| 2. <input type="checkbox"/> similar
<input type="checkbox"/> different | 5. <input type="checkbox"/> similar
<input type="checkbox"/> different |
| 3. <input type="checkbox"/> similar
<input type="checkbox"/> different | 6. <input type="checkbox"/> similar
<input type="checkbox"/> different |



CD 3-29 ► Task 2

Listen again. What do you think is true about each person? Circle the correct answer.

- a. Mr. Grant is funny.

b. Mrs. Grant loves to have fun.
- a. Neither brother likes studying.

b. Both brothers go to school every day.
- a. Mr. Roberts doesn't talk a lot.

b. It's difficult to talk to Mrs. Roberts.
- a. Wendy's boyfriend is very serious all the time.

b. Wendy loves to have fun.
- a. Both teachers are very easygoing.

b. Both teachers just started teaching at the school.
- a. The wife finishes work earlier than her husband.

b. The husband works as hard as the wife.

Listening 3

CD 3-30 ► Task 1



Mary is telling Anna about people at her school. What does she like or not like about each person? Listen and check (✓) the correct answer.

	Likes	Doesn't like
1. personality	<input checked="" type="checkbox"/>	<input type="checkbox"/>
sense of humor	<input type="checkbox"/>	<input type="checkbox"/>
habits	<input type="checkbox"/>	<input type="checkbox"/>

	Likes	Doesn't like
2. personality	<input type="checkbox"/>	<input type="checkbox"/>
sense of humor	<input type="checkbox"/>	<input type="checkbox"/>
habits	<input type="checkbox"/>	<input type="checkbox"/>

	Likes	Doesn't like
3. personality	<input type="checkbox"/>	<input type="checkbox"/>
sense of humor	<input type="checkbox"/>	<input type="checkbox"/>
habits	<input type="checkbox"/>	<input type="checkbox"/>

	Likes	Doesn't like
4. personality	<input type="checkbox"/>	<input type="checkbox"/>
sense of humor	<input type="checkbox"/>	<input type="checkbox"/>
habits	<input type="checkbox"/>	<input type="checkbox"/>



IR Language
مرجع آموزش زبان ایرانیان

CD 3-30 ► Task 2

Listen again. Does Anna want to know each person? Check (✓) yes or no.

1. ☒ yes 2. ☐ yes 3. ☐ yes 4. ☐ yes
☐ no ☐ no ☐ no ☐ no

Conversation Corner

Describing people

Pronunciation

Third person -s

CD 3-31 ► Task 1

Listen and repeat.

- | | | |
|-----------|----------|--------------|
| 1. makes | 3. loves | 5. practices |
| 2. speaks | 4. plays | 6. watches |

CD 3-32 ► Task 2

Listen. Circle the -s ending sound you hear.

- | | |
|--------------------------|---------------------|
| 1. /s/ /z/ <u>/ɪz/</u> | 3. /s/ /z/ /ɪz/ |
| 2. /s/ /z/ /ɪz/ | 4. /s/ /z/ /ɪz/ |

Pronunciation Help

Sounds like /s/	Sounds like /z/	Sounds like /ɪz/
makes	loves	practices
speaks	plays	watches

Dictation

CD 3-33 ► Task 1

Listen. Write the missing words. Then practice with a partner.

A: Hey Molly, have you met the new guy in our class? _____ right next to me.

B: No, I haven't. What's he like?

A: He's really outgoing. He _____ and _____ a lot.

B: Really? He _____.

A: Yeah, he is. And he's funny. He _____ every day after class.

He's pretty cute, too.

B: It _____ you're interested in him.

A: Well, I am. But he already has _____.

Conversation

Work in a small group. Think about a person you recently met.
Describe the person to your partner.