UNIT 3 LESSON 3: IN THE CLASSROOM

Hello, children!

ACTIVITY 1:

Za početak ponovimo riječi iz ove lekcije. Klikom na slike poslušajmo izgovor.



ACTIVITY 2:

Ponovimo sad dvije nove naredbe koje smo učili na satu:



POINT (POKAŽI PRSTOM)

TOUCH (DODIRNI)

Pogledat ćete sada jedan videozapis. Poslušajte naredbe koje počinju s **point to** ili **touch** i pokušajte napraviti ono što čujete.

Ako imate oko sebe neki od tih predmeta možete njega pokazati ili dodirnuti. Ako nemate, možete pokazati ili dodirnuti sličicu predmeta u radnoj bilježnici na stranici 52. Za nekoliko sekundi saznat ćete jeste li dobro izvršili naredbu.

LIVEWORKSHEETS

<iframe width="560" height="315" src="https://www.youtube.com/embed/3c40j_hkzok" frameborder="0" allow="accelerometer; autoplay; clipboard-write; encrypted-media; gyroscope; picture-in-picture" allowfullscreen></iframe>

https://www.youtube.com/watch?app=desktop&v=3c40j_hkzok&feature=youtu.be

ACTIVITY 3:

OPEN YOUR BOOKS, PLEASE!

Pogledajmo crtić. Djeca s učiteljicom igraju istu igru koju smo mi igrali u školi. Ako želite, možete je igrati i kod kuće kako biste što bolje naučili lekciju.

https://www.youtube.com/watch?v=w-5lj8p5H10

Sada poslušajmo samo zvučni zapis i radimo ono što učiteljica kaže.

ACTIVITY 4:

ZA KRAJ ODIGRAJMO OVE IGRICE:

1)

https://wordwall.net/play/11683/814/112

2) NAPIŠI RIJEČI:

LIVEWORKSHEETS

6 FILL IN.



WINDOW	CLOCK	BOOK	DESK
PENCIL	DOOR	BIN	BOARD
	BAG	CHAIR	

NUMBER 1 IS A B __ N

NUMBER 2 IS A C __ __ __ K

NUMBER 3 IS A D __ __ K

NUMBER 4 IS A B __ G

NUMBER 5 IS A D __ __ R

NUMBER 6 IS A W __ __ __ __ W

NUMBER 7 IS A C __ __ __ R

NUMBER 8 IS A B __ __ K

NUMBER 9 IS A B __ __ __ D

NUMBER 10 IS A P __ __ __ __ L

LIVEWORKSHEETS