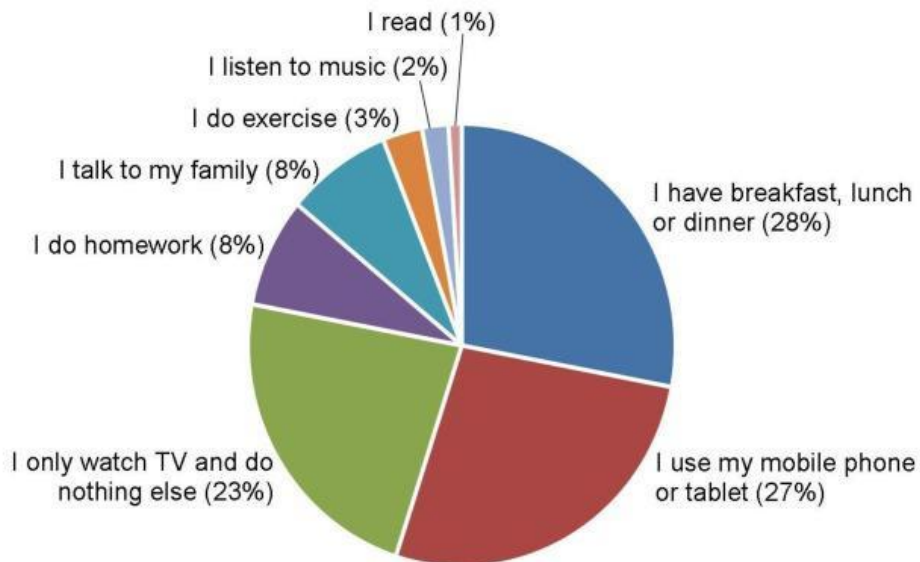


## Reading

In a survey for Northern Ireland Teen Time magazine, 100 teenagers were asked the question: 'Do you do anything else while you are watching TV?' The pie chart below shows the results of the survey. Summarise the information in the chart by selecting and reporting the main features, and make comparisons where relevant.



This pie chart shows teenagers' behaviors while they watch TV. It can be seen that over three-quarters of those surveyed do other things while watching TV.

Over half said they either ate or checked their mobile phone or tablet while they were watching TV while, only a few teenagers said they read, did exercise or listened to music while watching TV. 8% talked to their families and another 8% said they often did homework and watched TV at the same time.

In conclusion, it is evident that a large proportion of families watch TV while they are eating, while almost a third of young people divide their attention between several screens at the same time. However, a significant number of teenagers still focus fully on the television when they are watching.

## Top Tips for writing







1. Start by saying exactly what the pie chart shows.
2. The second sentence in the introduction should summarise the single most important thing from the chart.
3. In the second paragraph describe the survey results in more detail. Use a variety of language to describe proportions, fractions and percentages.
4. Use expressions for comparing like *while ...*, *however ...*
5. In the conclusion, summarise the bigger picture and mention the most significant percentages or trends.

## Check your understanding: multiple choice

1. The text summarizes teenagers' answers to \_\_\_ about their TV viewing habits.
  - a) one question
  - b) two questions
  - c) three questions
2. The proportion of teenagers that did something else while watching TV was\_\_\_.
  - a) more than fifty per cent
  - b) more than seventy-five per cent
  - c) more than eighty per cent
3. The most common activities to do while watching TV were\_\_\_.
  - a) chatting to families and reading
  - b) eating and checking phones or tablets
  - c) eating and chatting to families

## Vocabulary

Match the expressions which have a similar meaning.

over three-quarters  quite a lot  double the number of  over two-thirds  nearly a third  the majority of 

more than 75%

more than half of

more than 66%

31%

twice as many

a significant number

## Writing about survey results

Write one word in each gap to complete the second phrase so that it has the same meaning as the first.

1. **We can see that...**  
It can \_\_\_\_\_ seen that ...
2. **Over 50% said...**  
\_\_\_\_\_ than half said ...
3. **Most of the teenagers asked said ...**  
The \_\_\_\_\_ of the teenagers asked said ...
4. **Quite a lot of teenagers said ...**  
A significant \_\_\_\_\_ of teenagers said ...
5. **On the other hand, a significant number ...**  
\_\_\_\_\_, a significant number...
6. **To conclude, ...**  
In \_\_\_\_\_, ...

## Writing skills practice: Writing about survey results – writing practice

We asked all 485 students in our school what their favorite subject was. The pie chart on the right shows the results of the survey.

Summarize the information in the pie chart by selecting and reporting the main features, and make comparisons where relevant.

