







SỞ GIÁO DỤC VÀ ĐÀO TẠO THANH HÓA
TRUNG TÂM NGOẠI NGỮ QUỐC TẾ LET'S GO

ÔN TẬP UNIT 13

LISTENING





Listen and tick (✓).

1	2
 	 
a <input type="checkbox"/>	a <input type="checkbox"/>
b <input type="checkbox"/>	b <input type="checkbox"/>

READING

PART 1

Look, count and tick (✓).

1	2	3	4
			
<input type="checkbox"/> eleven <input type="checkbox"/> thirteen	<input type="checkbox"/> fifteen <input type="checkbox"/> fourteen	<input type="checkbox"/> thirteen <input type="checkbox"/> fourteen	<input type="checkbox"/> twelve <input type="checkbox"/> eleven

PART 2

Look and match.

1. 

eleven

2. 

fourteen

3. 

fifteen

4. 

thirteen

PART 3

Look, read and tick (✓) or cross (X).

1. It's thirteen.

yes	<input type="checkbox"/>
No	<input type="checkbox"/>

13

2. It's twelve.

yes	<input type="checkbox"/>
No	<input type="checkbox"/>

10

3. It's fifteen.

yes	<input type="checkbox"/>
No	<input type="checkbox"/>

15

4. It's fourteen
- | | |
|-----|--------------------------|
| yes | <input type="checkbox"/> |
| No | <input type="checkbox"/> |

11

5.

WRITE
PART 1

Look and write.

11

1.eleven.....

12

2.

13

3.

14

4.

15

5.

PART 2

Reorder the words to make sentences.

1. is/ What/ it/ number/?

→

2. thirteen/ It/ is/.

→