


Name : \_\_\_\_\_  
Class : \_\_\_\_\_



Picture 5.1 SMP Merdeka

- a. What can you see in the Picture 5.1?
- b. Give a check to the facilities that you can see in the picture.

Flag ☐

Garden ☐

Classroom ☐

Library ☐

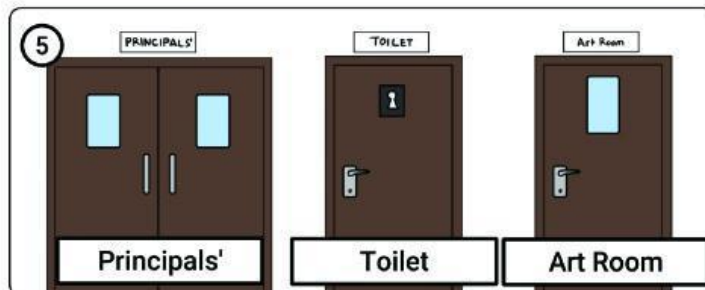
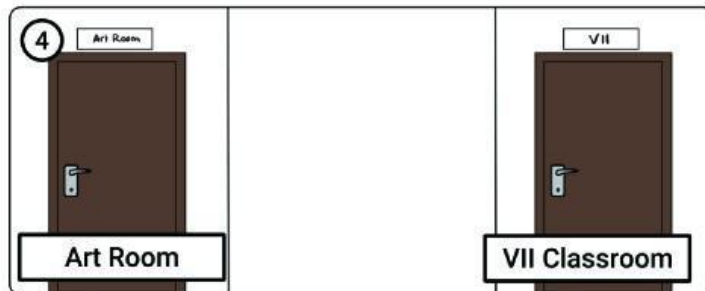
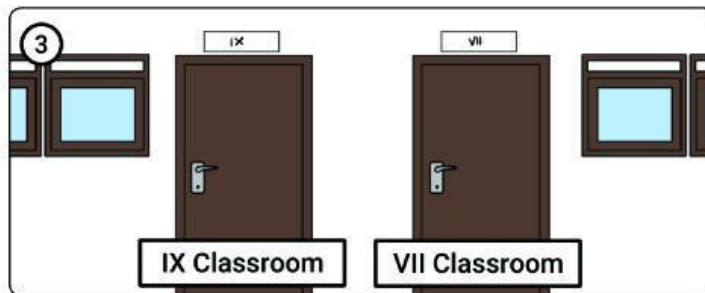
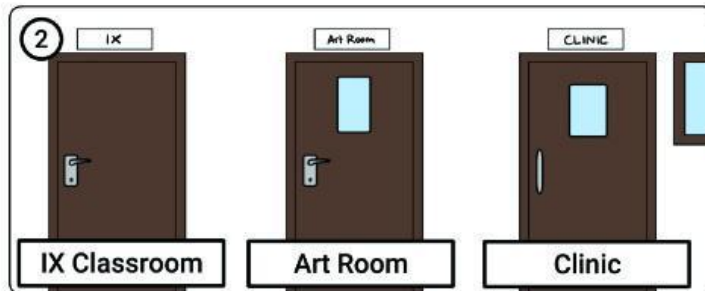
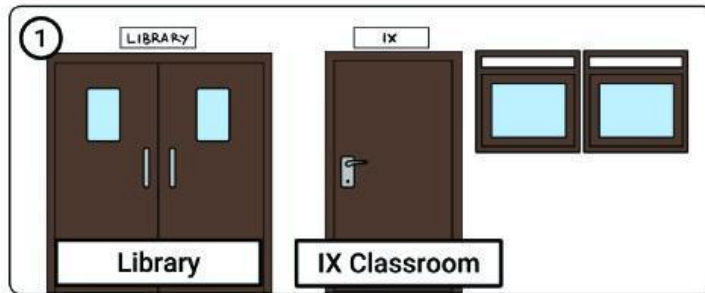
School yard ☐

Name : \_\_\_\_\_  
Class : \_\_\_\_\_

- 1 Galang, Pipit, and Monita are at the canteen. **T / F**
- 2 Monita introduces Pipit to Galang. **T / F**
- 3 Galang, Pipit, and Monita will learn English after the school break. **T / F**
- 4 Pak Romy is an English teacher. **T / F**
- 5 The laboratory is next to the library. **T / F**



Name : \_\_\_\_\_  
 Class : \_\_\_\_\_



Name : \_\_\_\_\_  
Class : \_\_\_\_\_



1. Where is the clinic?

\_\_\_\_\_

2. Where is the art room?

\_\_\_\_\_

3. Where is the principal's office?

\_\_\_\_\_

4. Where is the third graders' classroom?

\_\_\_\_\_

5. Where is the first graders' classroom?

\_\_\_\_\_