

Part 1 – 5 questions –

Look and read. Put a tick (✓) or a cross (X) in the box.
There are two examples.

Examples



This is a flower.

☒

This is a television.

☐

Questions

1




This is an eraser.

☐

Test 3


2



These are goats.

☐

3



This is a potato.

☐

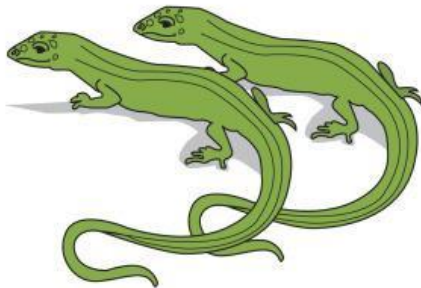
4



This is a motorbike.

☐

5



These are snakes.

☐

Part 2
– 5 questions –

Look and read. Write **yes** or **no**.



Examples

There are two orange trees.

yes

The birds are flying.

no

Questions

1 The boy has got four oranges.

2 The apples on the tree are green.

3 There are watermelons in a blue bag.

4 A lizard is sleeping under the pear tree.

5 A girl is picking up a tomato.

Test 3

Part 3 – 5 questions –

Look at the pictures. Look at the letters. Write the words.

Example



chips

p h i s c

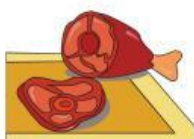
Questions

1



e k a c

2



e t a m

3



n o n i o

4



a n b a a n

5



p l a i p e p n e

Part 4

– 5 questions –


Read this. Choose a word from the box. Write the correct word next to the numbers 1–5. There is one example.

Parks



Parks are big with a lot of trees and (1) _____ .
 Lots of parks have a playground. (2) _____ can run and play in parks.
 They can ride (3) _____ and fly kites in parks.
 In the trees there are a lot of (4) _____ – black, blue and green.
 Many parks have water and ducks and children can give food to them.
 Parks open in the (5) _____ and close in the evening.

example



trees




birds



morning



flowers



chicken



bikes



shop



children

Test 3

Part 5 – 5 questions –

Look at the pictures and read the questions. Write one-word answers.



Examples

What is the teacher wearing?

a skirt

How many children are there?

five

Questions

1 What is the boy with the red T-shirt doing?

 a ball



- 2 Who is holding the ball? the _____
- 3 What are the children looking at? a _____



- 4 Where are the children now? in the _____
- 5 What is the teacher doing? _____ to the board