NAME: _____ CLASS: _____

LISTENING PRACTICE

PART 1 - Listen and draw lines. There is one example.

Mrs Brown Peter Paul Tom

Mrs Green Mr Farmer Sue

Keep moving forward

LIVEWORKSHEETS

NAME: _____ CLASS: _____

LISTENING PRACTICE

PART 1 - Look at the picture and describe each person.

She is listening to music. She is wearing a red skirt.

1. _____
2. _____
3. _____
4. _____
5. _____
6. _____

PART 2 - Listen and write. There is one example.

	Name:	*Tom Hill*
1	Lives:	.....
2	How old:	.....
3	Father's name:	.....
4	Mother's name:	.....
5	What hurts:	.....

Keep moving forward

LIVEWORKSHEETS

NAME: _____ CLASS: _____

LISTENING PRACTICE

PART 3 - What did Jim do last week?

Listen and draw a line from the day to the correct picture.
There is one example.

Monday

Tuesday

Wednesday

Thursday

Friday

Saturday

Sunday

LIVEWORKSHEETS

NAME: _____ CLASS: _____

LISTENING PRACTICE

PART 4 - Listen and tick (✓) the box. There is one example.

A ☑

B ☐

C ☐

1 What sport does Ben's brother do?

A ☐

B ☐

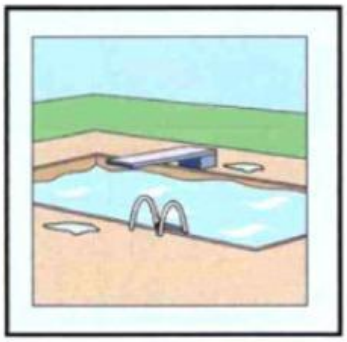

C ☐

2 Where does Ben's brother work?

A ☐

B ☐

C ☐

LIVEWORKSHEETS

NAME: _____ CLASS: _____

LISTENING PRACTICE

PART 4 – Listen and tick (✓) the box. There is one example.

3 How did Ben go to his grandparents' house?

A ☐

B ☐

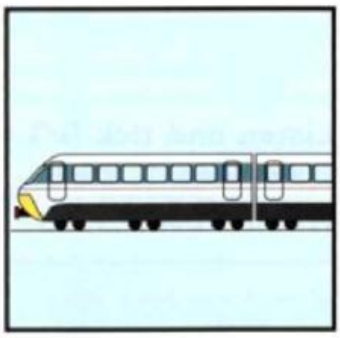

C ☐

4 What can Ben give his sister for her birthday?

A ☐

B ☐

C ☐

5 What's Ben's sister's favourite food?

A ☐



B ☐

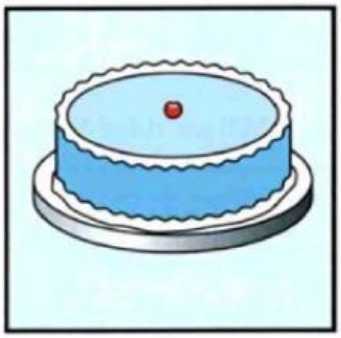

C ☐

LIVEWORKSHEETS