

# Project 119



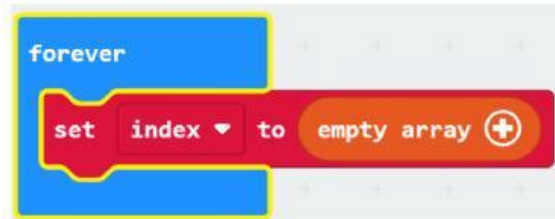
## Coding School



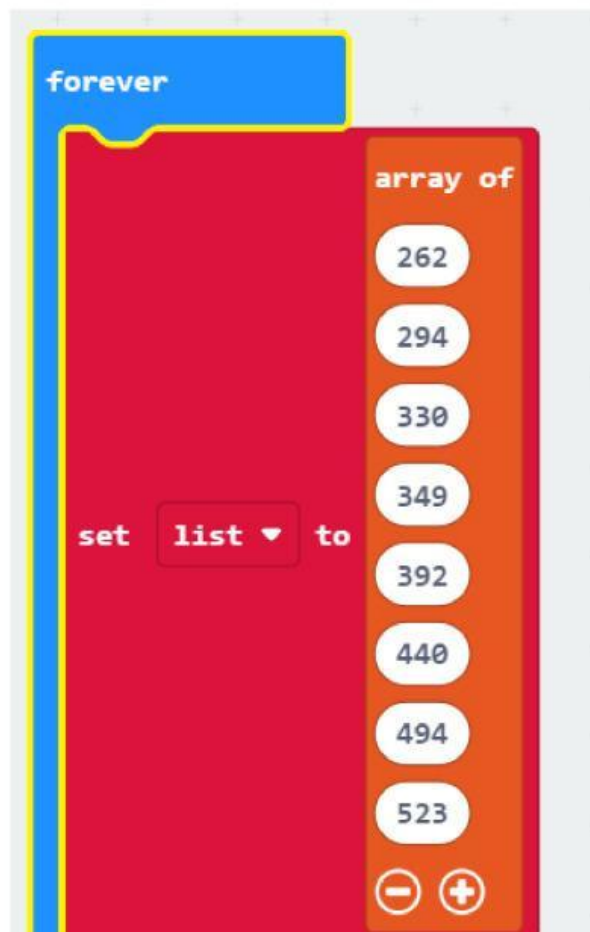
Start here

Let's create an app to play 7 chords

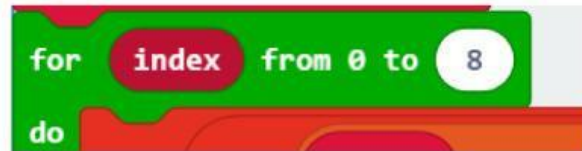
- ❖ First drag a forever block.
- ❖ Drag a set list block through the Arrays tab.
- ❖ By removing the array of blocks, drag the empty array block included in the array tab instead.



- ❖ Prepare the code by clicking on the + sign in front of the Empty array block and adding the values in the block set below.



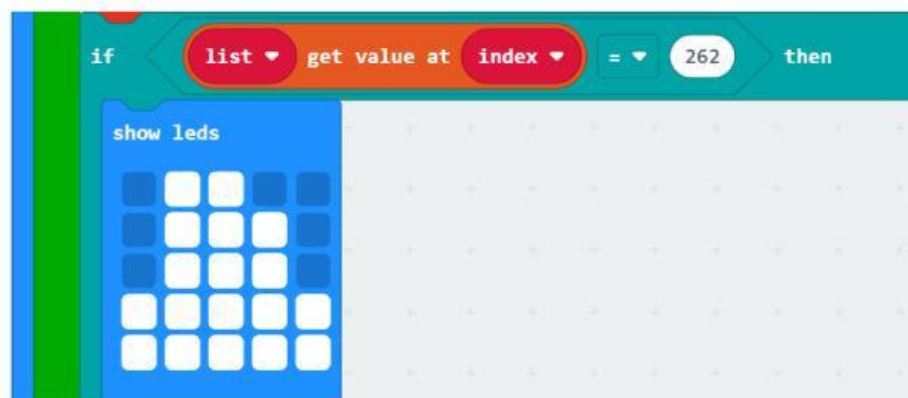
- ❖ Use a for loop. Using this loop in the Loops tab, configure it as follows.



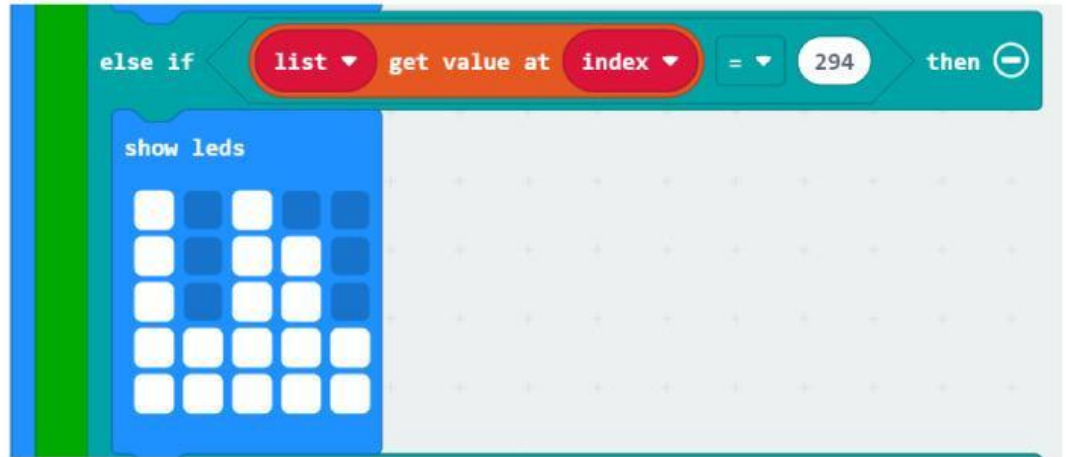
- ❖ Assign the index to the list array values and prepare the code as follows to get the sound related to those frequencies.



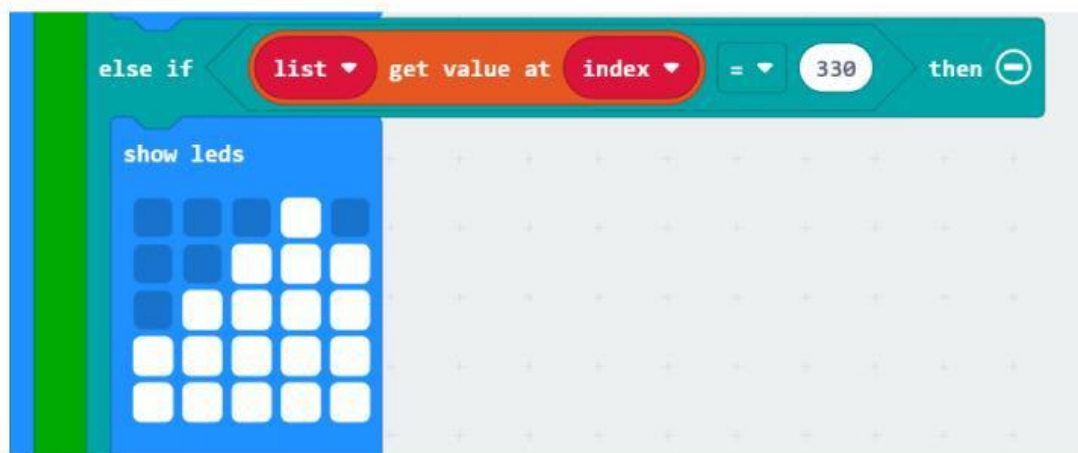
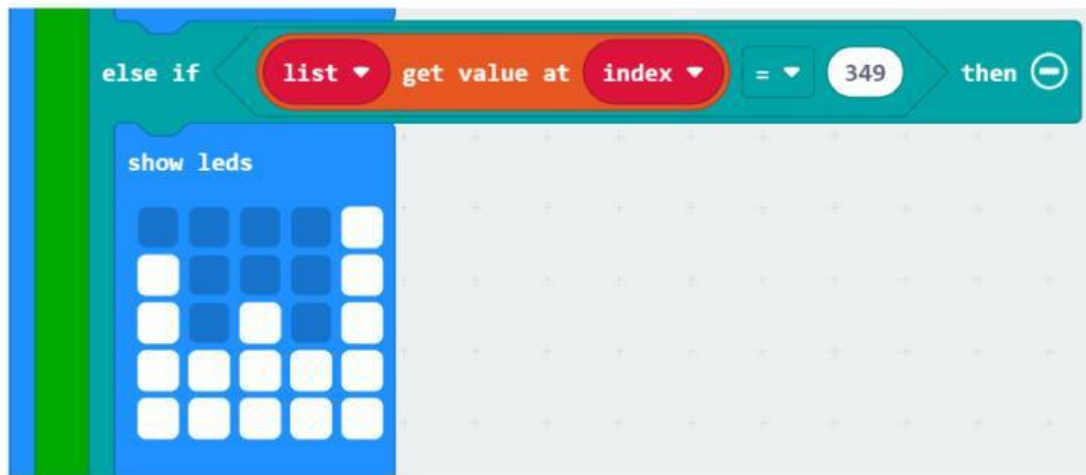
- ❖ By checking each value in the array in an if block to the value related to the index in the loop, let's prepare the code to display the relevant show leds.
- Here, if the zero index of the loop is equal to the value of 262 in the array, use the show leds code to create a shape for that tone. Here you can create a shape of your choice.



- Here, if the first index of the Loop is equal to the value of 294 in the array, use the show leds code to create a shape for that tone. Here you can create a shape you like.

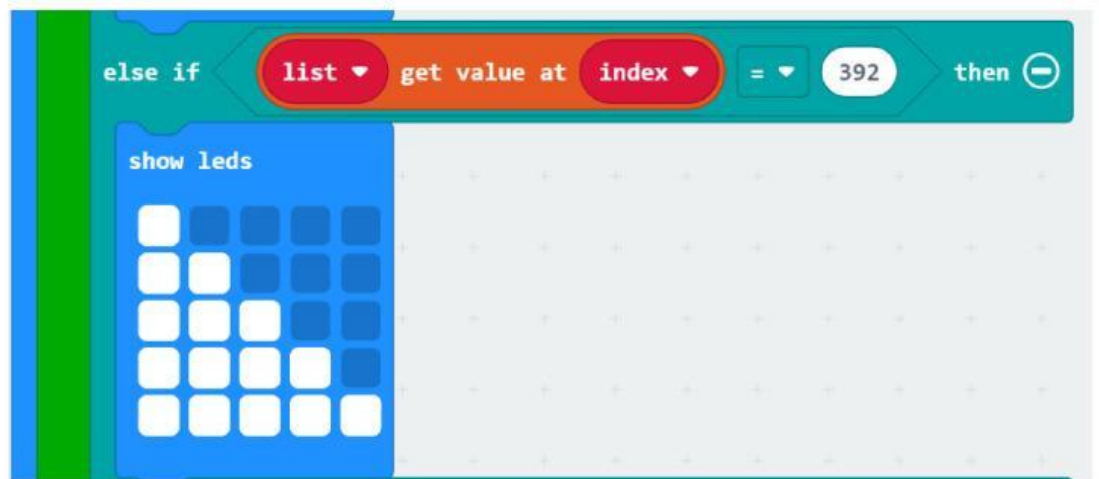


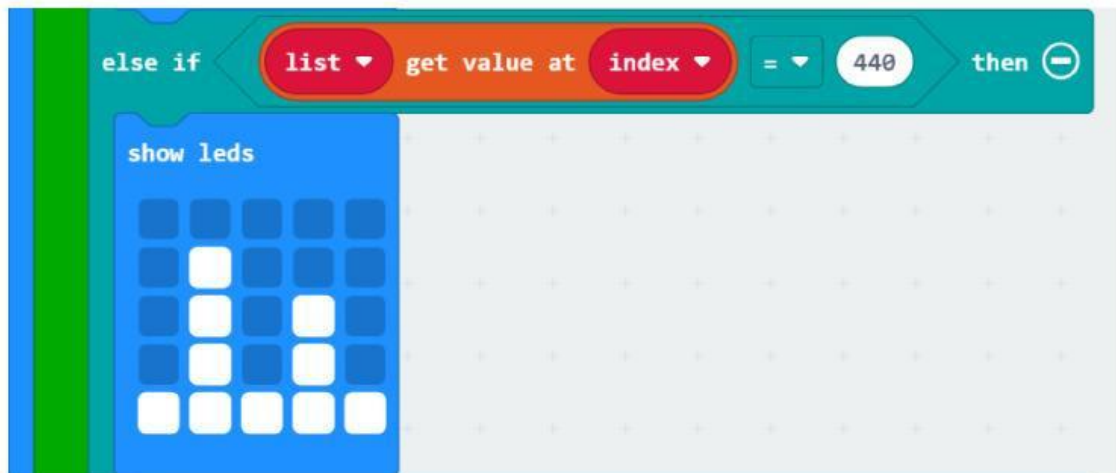
- Here, if the second index of the Loop is equal to the value of 330 in the array, use the show leds code to create a shape for that tone. Here you can create a shape of your choice.



- Here, if the third index of the loop is equal to the value of 349 in the array, create a shape for that tone using the show leds code. Here you can create a shape you like.

- Here, if the fourth index of the loop is equal to the value of 392 in the array, create a shape for that tone using the show leds code. Here you can create a shape you like.





- Here, if the fifth index of the loop is equal to the value of 440 in the array, create a shape for that tone using the show leds code. Here you can create a shape you like.
- Here, if the sixth index of the loop is equal to the value of 494 in the array, use the show leds code to create a shape for that tone. Here you can create a shape of your choice.



- Here, if the seventh index of the Loop is equal to the value of 523 in the array, use the show leds code to create a shape for that tone. Here you can create a shape you like.

