

SECOND TERM TEST 1

GRADE 2

Mark: / 40

Name: _____
Class: _____

PART A. LISTENING

Task 1: Listen and circle.

- | | | | | | |
|----|----|----|----|---|---|
| 1. | sh | er | 3. | n | m |
| 2. | s | sh | 4. | v | t |

Task 2: Listen and tick (✓).

1.			
2.			
3.			
4.			

Task 3: Listen, look and match.



1



2



3



4



PART B. READING AND WRITING

Task 1: Look, read and put a tick (✓) or a cross (X). There is an example (0).

0



zebra



1



bananas



2



shirts



3

11

eighteen



4



yo-yos



5



grandfather



Task 2: Look and circle the correct picture. There is an example (0):





0. I want some yogurt.



1. The cake is on the table



2. Where are the shirts?
– Over there.



3. Do you like the zebu?
– Yes, I do.








4. My brother is eight.

15 13

5. It's thirteen.

Task 3: Reorder the letters. There is one example. (0)



<p>0.</p>  <p>o y y o s → _yo-yos_</p>	<p>1.</p>  <p>g y u t r o → _____</p>	<p>2.</p>  <p>r i i g d n → _____</p>
<p>3.</p>  <p>g p s r e a → _____</p>	<p>4.</p>  <p>s r s h t i → _____</p>	<p>5.</p> <p>17</p> <p>s t e e n e v e n → _____</p>

Task 4. Look, read and match.

1. A: Is the blanket on the table?
B: Yes, it is.

2. I want some yo-yos.

3. They're sliding.


4. A: What number is it?
B: It's eighteen.



Task 5: Look and write. There is one example. (0)



0.



I like the zebu.

1.



The grapes are on the table.

2.



A: What number is it?

B: It's thirteen.

3.



They are playing with cars.

4.



This is my sister.

5.



A: Where are the sneakers?

B: Over there.

Task 6: Reorder the words. There is one example.

0. sliding / They / are / . /

⇒ *They are sliding*

1. Do / zebra / ? / the / you / like /

⇒ Do you like the zebra?

2. want / some / I / yo-yos / .

⇒ I want some yo-yos.

3. the / Is / teapot / the / table / on / ?

⇒ Is the teapot on the table?

4. my / This / brother / . / is

⇒ This is my brother.

