











Name: _____
Class: _____

PART A. LISTENING

Task 1: Listen and circle.



- | | | | |
|-------|---|-------|----|
| 1. sh | i | 3. er | sh |
| 2. y | z | 4. er | i |

Task 2: Listen and tick (✓). There is one example (0).

0.  
a ☒ b ☐
1.  
a ☐ b ☐
2.  
a ☐ b ☐
3.  
a ☐ b ☐
4.  
a ☐ b ☐

PART B. READING AND WRITING

Task 1: Look and tick (✓) A or B. There is an example (0):

- | | |
|--|---|
| 0. 
<input checked="" type="checkbox"/> fourteen
<input type="checkbox"/> fifteen | 1. 
<input type="checkbox"/> shoes
<input type="checkbox"/> shirt |
|--|---|




2.



shorts

pants


3.



skirt

hat

Task 2: Look, read and color the correct beginning letter of each word. There is an example.



Task 3: Reorder the letters. There is an example (0):

0.



vriindg

__driving__

1.



trishs

2.



oeshs

3.



tsohrs



Task 4. Look, read and match. There is an example (0):

0. I want some yo-yos.

1. That is my brother.

2. I like the shoes.

3. Where are the shirts? – Over there.



Task 5: Look, read and put a tick (✓) or a cross (X). There are two examples (0) (00).



0. This is my sister.

17

X

00. He is eleven.



1. This is a shirt.



2. I like the shirts.





3. I like the pants.



4. They are riding bikes.

Task 6: Look and write. There is one example (0).

0. My sister's _____ *fifteen* _____.

1. Where are the _____?
- Over there.

15



2. I like the _____.

3. Where are the _____?
- Over there.



Task 7: Reorder the words. There is one example (0).

0. It / fifteen. / is

⇒ *It is fifteen.*

1. grandmother / This / my / is / . /

⇒ _____

2. I / shoes / the / . / like /

⇒ _____

3. shirts / the / Where / ? / are

⇒ _____

