

REVIEW UNIT 11 – GRADE 2

Mark: / 30











Name: _____
Class: _____

PART A. LISTENING

Task 1: Listen and circle.

- | | |
|-----------------------------|-----------------------------|
| 1. v z | 3. i y |
| 2. z i | 4. y z |





Task 2: Listen and tick (✓). There is one example.

- 0.
- | | |
|---|---|
|  |  |
| a <input type="checkbox"/> | b <input checked="" type="checkbox"/> |
- 1.
- | | |
|--|--|
|  |  |
| a <input type="checkbox"/> | b <input type="checkbox"/> |
- 2.
- | | |
|---|--|
|  |  |
| a <input type="checkbox"/> | b <input type="checkbox"/> |
- 3.
- | | |
|---|---|
|  |  |
| a <input type="checkbox"/> | b <input type="checkbox"/> |
- 4.
- | | |
|--|---|
|  |  |
| a <input type="checkbox"/> | b <input type="checkbox"/> |





PART B. READING AND WRITING

Task 1: Look and tick (✓) A or B. There is an example (0):




0.	 <input checked="" type="checkbox"/> zebu <input type="checkbox"/> zebra	1.	 <input type="checkbox"/> driving <input type="checkbox"/> sliding
2.	 <input type="checkbox"/> flying <input type="checkbox"/> sliding	3.	 <input type="checkbox"/> riding <input type="checkbox"/> driving

Task 2: Look, read and color the correct beginning letter of each word.

			
<input type="radio"/> D <input checked="" type="radio"/> Y	<input type="radio"/> Z <input type="radio"/> R	<input type="radio"/> Z <input type="radio"/> V	<input type="radio"/> D <input type="radio"/> Z

Task 3: Reorder the letters.

0.



 b z e u

_ z e b u _


1.



 d n v r i i g



2.



3.



Task 4. Look, read and match. There is an example (0):

0. He's driving a car.

1. They're sliding.

2. They're driving cars.


3. He's riding a bike.



Task 5: Look, read and put a tick (✓) or a cross (X). There is an example (0).




3



They're driving cars. ☐

4



They're sliding. ☐

Task 6: Look and write. There is one example.

0. I like the zoo .



2. They're _____.



1. They're _____ cars.



3. They're at the _____.



Task 7: Reorder the words. There is one example.

0. want / yogurt. / I / some /

⇒ *I want some yogurt.*

1. bikes / riding / They're / . /

⇒ _____

2. They / driving / cars / . / are

⇒ _____

3. the / They're / at / playground / . /

⇒ _____

