
















Name: _____
Class: _____

PART A. LISTENING

Task 1: Listen, look and match. There is one example.

1		
2		
3		
4		

Task 2: Listen and tick (✓). There is one example.


0.	 a <input checked="" type="checkbox"/>	 b <input type="checkbox"/>			
1.	 a <input type="checkbox"/>	 b <input type="checkbox"/>	2.	 a <input type="checkbox"/>	 b <input type="checkbox"/>
3.	 a <input type="checkbox"/>	 b <input type="checkbox"/>	4.	 a <input type="checkbox"/>	 b <input type="checkbox"/>



PART B. READING AND WRITING

Task 1: Look, read and put a tick (✓) or a cross (X). There is an example (0).

0




yams ☒

1




cake ☐

2



bananas ☐

3



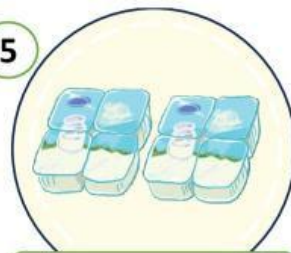
apple ☐

4



chair ☐

5





grapes ☐

Task 2: Look and circle the correct picture. There is an example (0):



0

Look at the table.

1

Look at the grapes.


2

The cake is on the table.




3

The apples are on the table.



Task 3: Look, read and color the correct beginning letter of each word.



D

T

B

G

C

Z

V

G


Task 4: Reorder the letters.

0.



__banana__

1.





2.



3.



Task 5. Look, read and match. There is an example (0):

0. Look at the cake.

1. Look at the grapes.

2. I want some yogurt.

3. Look at the table.



Task 6: Look and write. There is one example.

0. I want __yo-yo__ .



1. They're _____.



2. Look at the _____.



3. The _____ is on the table.



Task 7: Reorder the words. There is one example.

0. want / yams. / I / some /

⇒ *I want some yams.*

1. at / grapes. / Look / the /

⇒ _____

2. They / riding / . / are / bikes

⇒ _____

3. The / on / table / cake / is / the / . /

⇒ _____

