

ENGLISH E-WORKSHEET

For The First Grade Students of SMAN 3 Palopo



Preface

Bismillahirrahmanirrahim. AlhamdulillahRabbil'Alamin, the author expresses her praise and thanks to Almighty God, Allah Subhanahu Wata'ala. Without His blessing and mercy, the author would have never been able to start and finish this English e-worksheet. To our beloved, the chosen one Muhammad Sallallahu' alaihi Wa Sallam. Safety and peace be upon him.

This English e-worksheet is arranged based on the author's concern about the student's skills. It has been designed based on the need analysis and interview results of the teacher and students in the first grade of SMAN 3 Palopo. This English e-worksheet applies the principles and stages of the task-based language teaching and project-based Learning approach. It contains two units, each the researcher divided into several sections: Let's Get Ready, Let's Practice, Let's Talk, The Grammar Focus, Let's Do More, and Let's Go Over.

This English e-worksheet can be finished with the help of several parties. The writer thanks Prof. Dr. Sahraini, M.Hum, and Andi Tenrisanna Syam, S.Pd., M.Pd, as the consultant who has given suggestions, corrections, guidance, and some ideas until this English e-worksheet is finished. Kayaruddin S.Pd., M.Pd. is an English teacher at SMAN 3 Palopo who is very helpful to the author. The author also thanks the validators of this English e-worksheet, Prof. Dr. Rustan Santaria, S.S., M.Hum., Husnaini, S.Pd.I., M.Pd., and Imam Fadli, S.Pd., have given the writer much positive input, motivation, correction, and social values while creating this product. The students of X IPA 1 SMAN 3 Palopo, the author's family, and the author's best friends.

Finally, The author realizes that this English e-worksheet has some things that could be improved. Therefore, constructive criticism and suggestions are needed to upgrade this English e-worksheet. The provided tasks can help the first-grade student of SMAN 3 Palopo enhance their English skills.

Palopo, March 1st 2024

Regards

Author



To work on this E-Worksheet, the things you must do and pay attention to are as follows:

1. Open the website link given by the teacher on your cellphone or laptop or any device.

Next

2. Read and work according to the instructions on each task.

Next

3. When finished working, click on the finish section.



Next

4. Fill in the boxes for your name, class and subject name. Then, click send.

Enter your full name: *

Group/level *

School subject *

SEND Close

Notes

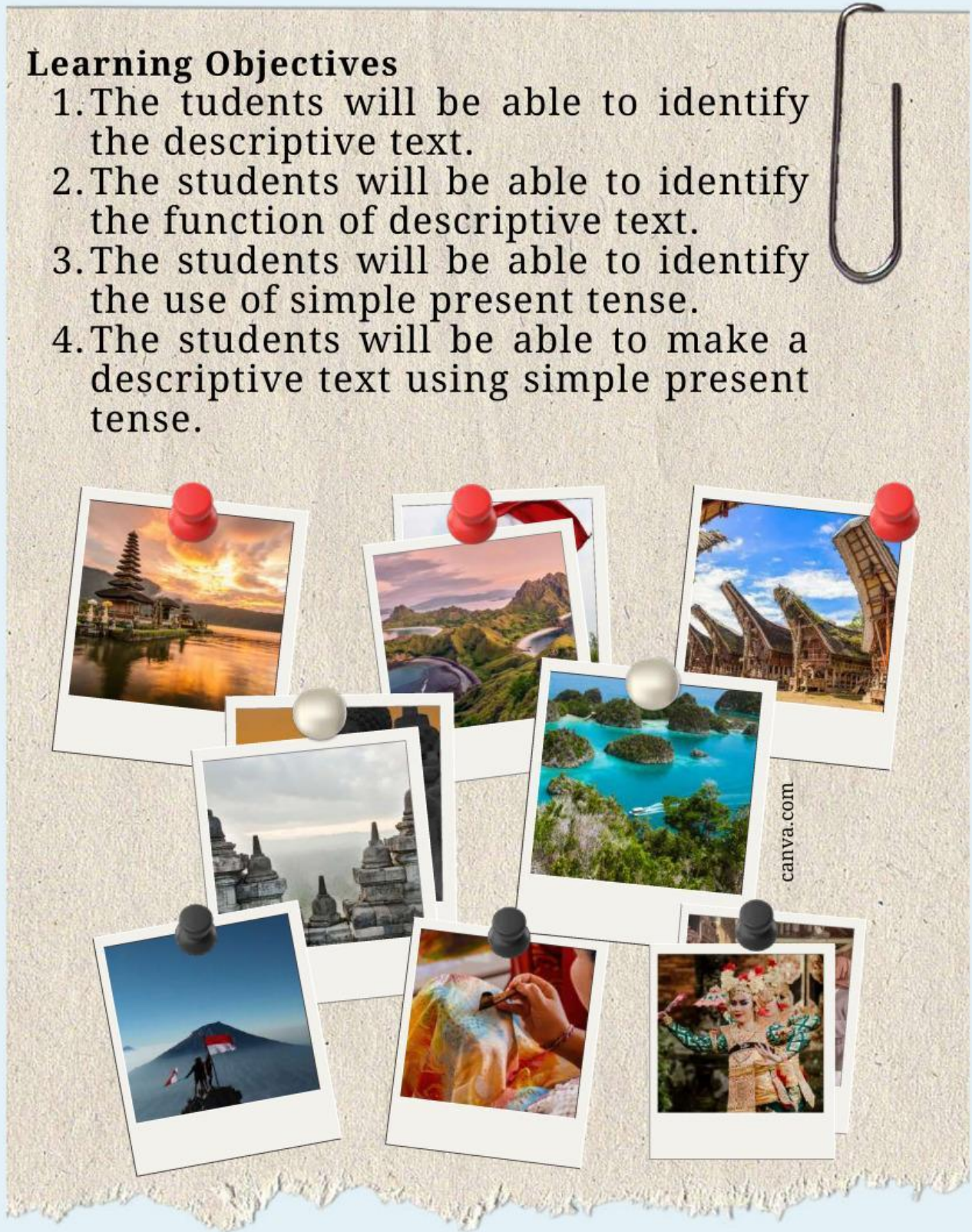
kb : Kata benda
kk : Kata kerja
ks : Kata sifat
kkt : Kata keterangan

Unit 2

WONDERFUL INDONESIA

Learning Objectives

1. The students will be able to identify the descriptive text.
2. The students will be able to identify the function of descriptive text.
3. The students will be able to identify the use of simple present tense.
4. The students will be able to make a descriptive text using simple present tense.



A. Let's Get Ready

Task 1

Are you familiar with the following picture? Match the names of the places with their pictures below.

Picture

Photo: Humbang Hasundutan
Regency Disarpura Document



<https://www.cnnindonesia.com>



<https://lh5.googleusercontent.com>



<https://www.thejakartapost.com>



<https://www.idntimes.com>



BALI

LABUAN
BAJO

BROMO
MOUNTAIN

BOROBUDUR

TOBA LAKE

Task 2

Watch the following video. Then, state whether the statements are TRUE (T) or FALSE (F) based on the video.

<https://youtu.be/fjM8I-rBTf4?si=0pQmfS7OzJNgWO0o>

Dictionary

West (kkt) : Barat

Proudly (kkt) : Dengan bangga

South (kkt) : Selatan

Prowl (kk) : Berkeliaran mencari mangsa

Craft (kb) : Kerajinan tangan

Growl (kk) : Menggeram, menyengak

Just (kkt) : Hanya, sendiri

Legacy (kb) : Warisan, peninggalan

Forest (kb) : Hutan, Rimba

Once (kkt) : Sekali, pernah, tahu

No	Statements	T	F
1.	The video shows five cities: Aceh, Yogyakarta, Bali, West Papua, and South Sulawesi.		F
2.	Raja Ampat has many colors, not just green.		
3.	In the forest of Gunung Leuser, animals proudly prowl and growl.		
4.	The food is a legacy.		
5.	The locals have skilled hands in making the best crafts once a year.		

B. Let's Practice

Task 3

Read the text carefully and answer the following short questions. Then, read your answer in front of the class.



<https://fatek.umsu.ac.id>

Borobudur is one of historical buildings in Indonesia. It is located in Magelang, Central Java. Not only it became a well known tourism destination to a lot of travelers around the world, Borobudur Temple is also included in UNESCO list of world heritage site.

Borobudur temple consists of six square floors and three circular floors which arranged accordingly and make it to be stair-like layers that you have to climb one by one to reach the top of the temple. In the middle of the floor, you will find small stairwell with couples of stairs connecting each floor that you can use as a passage to go to the top. On each level of the floor, there are a lot of relief panels and Buddha statues spread around it. Based on the data, there are 2.672 panels and 504 statues in total. There is a dome located on the top center of the temple and is surrounded by 72 Buddha statues, each seated inside a perforated stupa.

Questions:

1. What is the name of the place in the text above?
2. Where is the location of the place?
3. How many floors are there in that place?
4. What statues are in the temple?



Task 4

Study the explanation below.

The text in task 3 is a description text. Descriptive text is text that has the aim of explaining or describing something, someone, an object, an animal, a place or other things. The descriptive text has two parts: identification and description.

No	Parts of the Text	Function of the Parts
1.	Identification	Identification contains an introduction or explanation of the character, which can be a person, object, place or event to be described. This section is located in the first paragraph. <u>Example: The name, the location, etc.</u>
2.	Description	The description section contains a clear and specific explanation of the characteristics, traits, habits or other things related to the object to be described. <u>Example: The construction, the design, the size, the color, etc.</u>

The descriptive text has 4 special characteristics.

1. Use simple present tense
2. Using lots of nouns and adjectives

Using specific principle nouns, such as my cat, my swain, and monument. Apart from that, adjectives are also used to clarify the use of nouns, such as a giant house, a large stupa, etc.

3. There is an action verb

Using the verb principle shows an activity or an activity principle that can be seen. For example, climb, sleep, walk, and so on.

4. Descriptive text only has one focus; it is only to explain one object.



GRAMMAR FOCUS

Special characteristics of descriptive text.

Simple present tense

The simple present tense is used to express events that occur regularly, routinely, or are usually carried out in the present.

A sentence in any tense can be verbal or nominal.



GRAMMAR FOCUS



Nominal Sentence

The following is the formula (+) (-) (?) :

(+) Subject + Tobe (am/is/are) + Adj/Noun/Adv

(-) Subject + Tobe (am/is/are) + Not + Adj/Noun/Adv

(?) Tobe (am/is/are) + Subject + Adj/Noun/Adv + ?

EXAMPLE

(+)Raja Ampat is a group of islands
(Raja Ampat adalah gugusan kepulauan)

(-)Raja Ampat is not a group of islands
(Raja Ampat bukan gugusan kepulauan)

(?) Is Raja Ampat a group of islands?
(Apakah Raja Ampat gugusan kepulauan?)

Subject	To Be	Full Form	Short Form	Adjective (adj)	Noun (N)	Adverb (Adv)
I	Am	I am	I'm	Beautiful		
You	Are	You are	You're		A students	
They		They are	They're		My cats	
We		We are	We're	Smart		
She	Is	She is	She's			In the school
He		He is	He's			On the way home
It		It is	It's		A table	



Verbal Sentence

The following is formula (+) (-) (?) :

(+) Subject + Verb 1 (s/es) + O (Adj/Noun/Adv)

(-) Subject + Do/Does Not + verb 1 + O (Adj/Noun/Adv)

(?) Do/does + subject + verb 1 + O (Adj/Noun/Adv) + ?

EXAMPLE

(+) I live in Bali (Saya tinggal di Bali)

(+) He lives in Bali (Dia tinggal di Bali)

(-) I do not live in Bali
(Saya tidak tinggal di Bali)

(-) He does not live in Bali
(Dia tidak tinggal di Bali)

(?) Do I live in Bali?
(Apakah saya tinggal di Bali)

(?) Does he live in Bali?
(Apakah dia tinggal di Bali)

Subject	Verb (Predicate)	Object
I	Verb 1	Adjective Noun Adverb
You		
They		
We		
She	Verb 1 + s/es	
He		
It		



Notes

Verb suffix	Addition	Example
-sh	-es	Washes
-ch		Catches
-ss		Classes
-z		Buzzes
-x		Fixes
-o		Goes
-consonant + y	-ies	Studies

C. Let's Talk

Task 5

Listen carefully to the sentences in the audio. Then, categorize the sentences into verbal sentences or nominal sentences. Sentence 1 is done as an example.

Sentences

1

2

3

4

5

6

7

Form

Verbal

...

...

...

...

...

...

Task 6

Arrange the following words into a good sentences. Number 1 is done as an example. Then, record the result inside the speaking icon.



1. The – is – Luwu Palace – Located – a palace – of Luwu kingdom – in Palopo – South Sulawesi.

Answer: The Luwu Palace is a palace of Luwu kingdom located in Palopo, South Sulawesi.

2. can – visit – and– explore – Visitors – and – rooms - the Somba Opu - the buildings - inside

Answer:



3. Fort Rotterdam – a tourist – is – in the form of - attraction – building- located- of Makassar, - a historical - in the city - South Sulawesi.

Answer:



4. Visitors - with cemeteries. - Londa - to see - the unique architecture - of Tana Toraja - related - visit - and traditional culture

Answer:



Luwu Palace



Fort Somba Opu



Fort Rotterdam



Londa

D. Let's Go More

Task 7

Read the text and find the meaning of the underlined words below based on the context. Use your dictionary if necessary.

Batutumonga is a tourist attraction in South Sulawesi in the form of a highland in Tana Toraja. This place is around 1,300 meters above sea level and is one of the popular natural tourist destinations in South Sulawesi.

The natural beauty in Batutumonga is amazing, and visitors can enjoy beautiful views of the mountains and valleys. Apart from that, in Batutumonga, there are also green rice fields and tea plantations, which provide a charming natural beauty.

One of the activities that visitors can do in Batutumonga is trekking or hiking to enjoy its natural beauty. Additionally, visitors can also enjoy the calm and cool atmosphere here by resting in the various places provided.



answer

Task 8

Listen to the audio of pronouncing the underlined words in task 7. Then, record your voice saying the words.

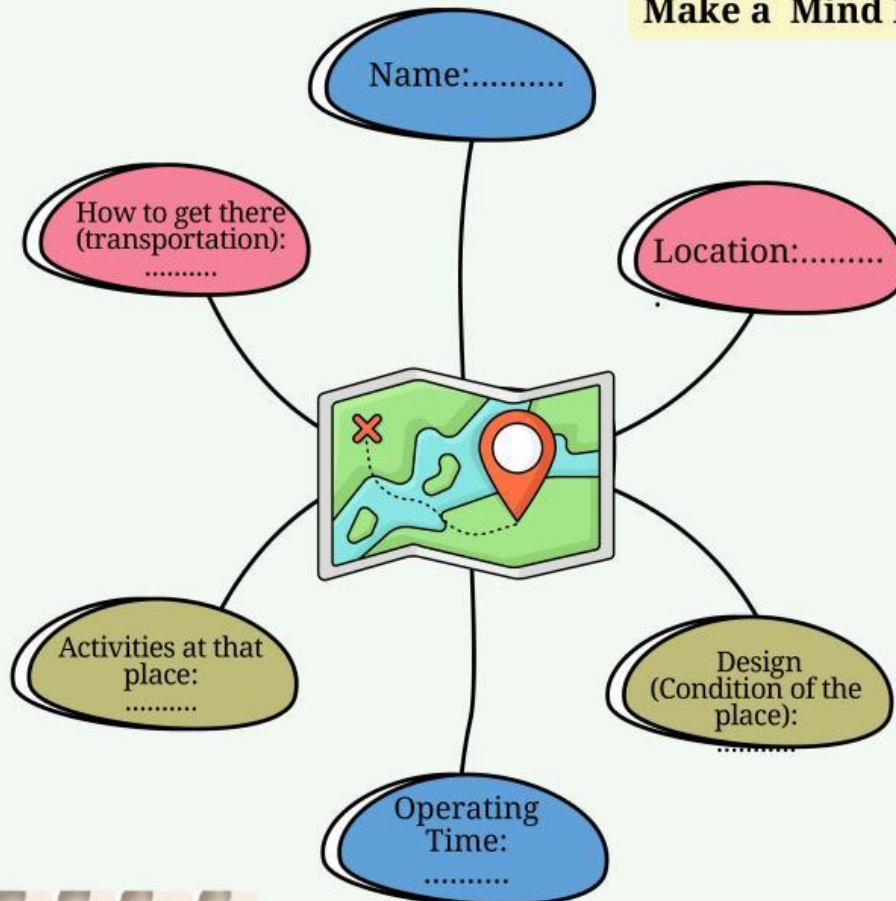




Task 9

Mind mapping helps writers organize their ideas. Now, make a small group consisting of 3-4 people. Choose one of the famous places in Palopo, then look for information related to that place. Then, mind mapping about the place, and each member writes a learning journal regarding to additional information.

Make a Mind Mapping



Names of group members:

The additional information

Each member writes a different learning journal regarding additional information about the place.

Task 10

Based on the mind mapping you have done in task 9, create an interesting slide (PPT) based on the information you got with your group. Then, share the link to your presentation slide (PPT) in the box below. Present the slide (PPT) in front of the class.

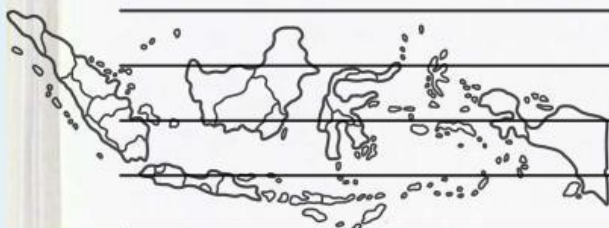


E. Let's Wrap

Let's wrap up how much you learn from this unit. Put a check in the column based on your actual achievement.

No	Aspects	Yes	No
1	I can identify the descriptive text		
2	I know the function of descriptive text		
3	I can identify the simple present tense		
4	I can make a sentence using simple present tense		
5	I learned new vocabulary from this unit		

Give your comments about interesting and difficult activities in this unit. Then, describe your struggles in completing the tasks.



BIBLIOGRAPHY

Ananda, Anisa Zidni. "Designing English Worksheet With Islamic Moderation Values For The Tenth Grade English Language Education Study Program Tarbiyah And Teacher Training Faculty State Islamic Institute Of Palopo Designing English Worksheet With Islamic Moderation Values." IAIN Palopo, 2022.

Kurniawan, Lanny. Talk Active Senior High School Year 10 K13 Revisi 2016. yudhistira, 2018.

Niece, and Marsuddin Ulin Nuha S.Pd. The Great of Grammar and Tenses. Edited by Budi. Anugrah, 2016.

"Oxford Languages and Google - English | Oxford Languages." Accessed November 13, 2023. <https://languages.oup.com/google-dictionary-en/>.