

Taller Pedagógico Montebello  
English Department  
Time Alloted: 120 minutes  
Teacher: Alejandra García  
Porcentaje: 15%.  
I Evaluation, I Trimestre  
Total Points: 33 points.  
Date: Tuesday, March 19<sup>th</sup>, 2023  
Grade: 5<sup>o</sup>



Obtained Points	Obtained Percentage	Score	Parent's Signature

Starting Time	Ending Time

**Student's name:** Santiago Umaña Segura

**General Instructions:**

- Write down your complete name on the test.
- Read the instructions carefully and provide the answers in the spaces given based on what is asked.
- In case of doubts, raise your hand and ask the educator in charge of the test.
- This test must be performed individually.
- The usage of any electronic device (cell phones, tablets, smart watches, etc) during the application of the test is absolutely forbidden.
- Pay special attention to the spelling of the words.
- Make sure your test includes **6** pages.
- Complete the test with pen (blue/black ink only); otherwise, you will not have the right to ask for corrections in the final score (the same applies if whiteout is used).
- In case of mistake, ~~cross-out the incorrect answer~~ and write beside it "no" and continue with the rest of the test.
- If you don't know the answer to a question, write down "I don't remember."
- Each student is allowed to have an eraser, a pen, a pencil, a sharpener, and a whiteout on their tables. You cannot lend and/or share any materials and /or information with your classmates.

**Identification. Total 9 points.**


**A. Directions:** Listen to these descriptions of people and choose the picture that describes the person. Total 4 points.

<https://english-practice.net/listening-exercises-a1-describing-people/> (ex.2)


1.



2.



3.






4.



**B. Directions:** Listen to the audio and **choose** the pictures of the person that is being described. Total 5 points.

<https://english-practice.net/listening-exercises-a1-describing-people/> (ex.3)



4.



A.



B.

5.



A.



B.

## Oral Production. Total 24 points

**Directions:** Look at the pictures shown by the teacher and describe their **hair, height, weight, and personality**. Total 24 points.

Indicator	Description	Points
<b>Fluency</b>	Student developed the ideas with clarity and no hesitation.	1 2 3 4
<b>Grammar</b>	The student was able to describe the person with no or very few mistakes.	1 2 3 4
<b>Pronunciation</b>	The student pronounced words with an appropriate intonation and pronunciation, with no or few mistakes.	1 2 3 4
<b>Knowledge of topic</b>	The student was able to describe a person with main ideas.	1 2 3 4
<b>Vocabulary</b>	The oral production included a wide range of vocabulary.	1 2 3 4
<b>Completeness</b>	The student executed a fully complete description of the picture with no missing parts.	1 2 3 4
<b>Obtained Points:</b>		