


# Unit 5 In the woodland

## Exercise 1 Look and write






tree	sweets	sheep	bee
------	--------	-------	-----








## Exercise 2 Read and match

a) I can draw a sheep.		
b) I can draw a tree.		
c) There are sweets in the bowl.		
d) These are my feet.		
e) I can draw a bee.		

# Unit 5 In the woodland

## Exercise 3 Look , read and write



a) Where is the bee ?

The bee is near the .....

b) Where is the sheep ?


The sheep is .....the grass.

c) Where are the sweets ?

The sweets are in the .....

d) The boy is .....book.


## Exercise 4 Put the words in the correct order



a) bee - I - draw - can - a



b) I - can - a - draw - tree



c) sheep - can - a - I - draw

.....

.....

.....



d) three - It - is - number



c) I - sweets - like



d) These - feet - my - are

.....

.....

.....

# Unit 5 In the woodland

## Exercise 5 Look and circle the best answer



0. There's a ..... by the river.

- ☒ a. house    b. garden    c. gate




2. They are having.....

- a. peaches    b. ice cream    c. chips



4. They are having.....

- a. apples    b. peaches    c. sweets



6. The apple is on the .....

- a. table    b. plate    c. bowl



1. He's riding a .....

- a. car    b. scooter    c. bike



3. I can draw a .....

- a. bee    b. sheep    c. cat



5. Five ..... are riding bikes.

- a. boys    b. girls    c. women



7. ....are having peaches.

- a. he    b. she    c. they


# Unit 5 In the woodland

## Exercise 6 Look and tick (✓)



a) I can see a bee. ☐

b) I can see a tree. ☐



a) I can draw a sheep. ☐

b) I can draw a deer. ☐



a) It's number five. ☐

b) It's number three. ☐



a) She's sleeping. ☐

b) She's singing. ☐



a) I like peaches. ☐

b) I like sweets. ☐



a) These are my feet. ☐

b) This is my head. ☐

## Exercise 7 Find the word which has a different sound in the part underlined

a) <u>t</u> ree	b) <u>b</u> ee	c) <u>s</u> weets	d) <u>h</u> ead
a) <u>e</u> gg	b) <u>g</u> reen	c) <u>f</u> ee	d) <u>th</u> ree
a) <u>br</u> ead	b) <u>s</u> ee	c) <u>t</u> ree	d) <u>qu</u> een
a) <u>i</u> ce <u>cr</u> eam	b) <u>t</u> eacher	c) <u>r</u> ead	d) <u>b</u> ear
a) <u>l</u> ake	b) <u>f</u> ace	c) <u>c</u> ake	d) <u>p</u> each
a) <u>k</u> ite	b) <u>n</u> ine	c) <u>f</u> ish	d) <u>b</u> ike
a) <u>e</u> gg	b) <u>h</u> en	c) <u>b</u> ed	d) <u>t</u> ree
a) <u>h</u> at	b) <u>b</u> ag	c) <u>r</u> ead	d) <u>a</u> pple
a) <u>h</u> ot	b) <u>h</u> oney	c) <u>b</u> ox	d) <u>m</u> op