INSPIRED TOTS EARLY LEARNING CENTRE
SECOND TERM CONTINUOUS EXAMINATION, 2024.

NAME:_____ **DATE:**_____

SCIENCE **3RD GRADE**

Tick the correct answer.

1. Which of the following is the beginning of the plants' life cycle?
   a. Plants b. Beans c. Seeds d. Leaves
2. A _____ is the different parts of a living thing's life as it grows and changes. a. Book b. years c. Seed d. Life cycle
3. What does a seed need to grow? a. Wind b. Exercise c. Shelter d. Water
4. What is something that an adult plant can do that young adult plants and seedlings cannot do? a. Stay up late b. Have roots c. Produce seeds d. Have leaves
5. The _____ of a plant grows first. a. Leaves b. Root c. Flowers d. Fruits
6. The _____ sometimes protects the seeds. a. Flower b. Roots c. Fruits d. Leaves
7. What is the reason some animals have camouflage? a. To hide them from predators b. To help them move c. To help them stay warm d. To help them have babies
8. Which one of the following is not a type of animal covering? a. Fur b. Scales c. shells d. Ripples
9. The dove has _____. a. Fur b scales c. Feathers d. Skin
10. What animal group are humans a part of? a. insects b. Mammals c. Reptile d. Amphibian
11. What type of animal is a dog? a. Mammal b. Reptile c. Fish d amphibian
12. The picture below shows the different stages of a butterfly's life. Choose the words from the box to tell about each picture. Number each picture to show the correct order.

LIVEWORKSHEETS

INSPIRED TOTS EARLY LEARNING CENTRE
SECOND TERM CONTINUOUS EXAMINATION, 2024.

NAME:_____ **DATE:**_____

adult	pupa	egg	larva

Stage Number: _____



_____

Stage Number: _____

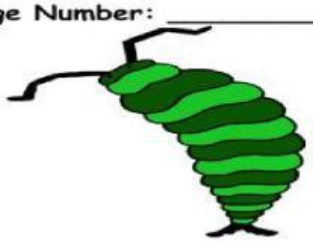

_____

Stage Number: _____

_____

Stage Number: _____

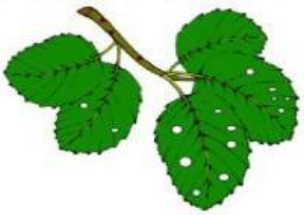

_____

13. Match the picture with the correct stage of the flowering plant's life cycle.

adult plant **seedling** **seed** **sprout** **plant with fruit**

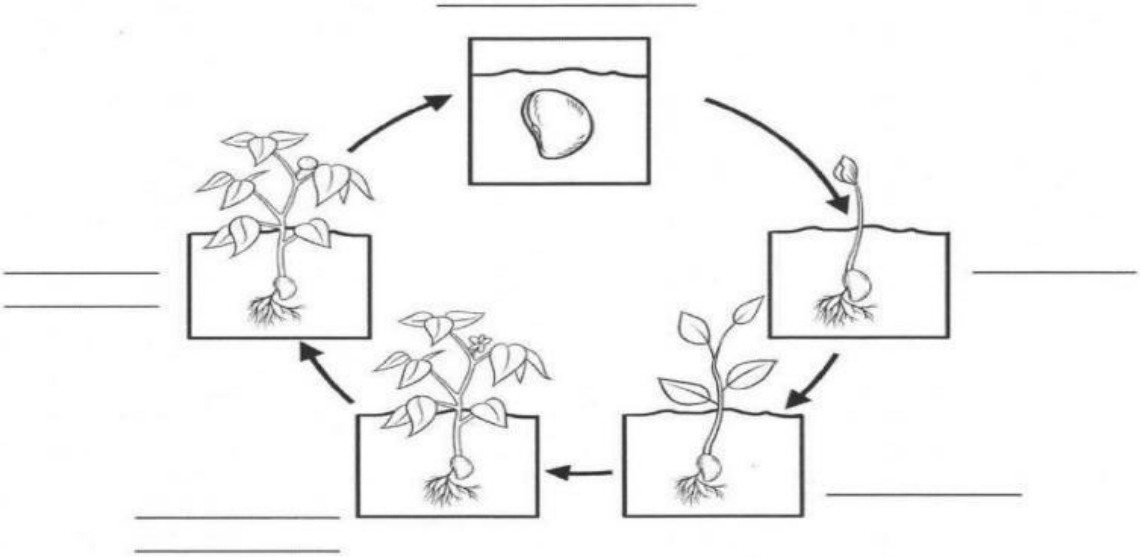

14. The _____ is the part of the tooth that you can see in your mouth .

a. Root b. Crown c. Dentin d. Pulp

LIVEWORKSHEETS

INSPIRED TOTS EARLY LEARNING CENTRE
SECOND TERM CONTINUOUS EXAMINATION, 2024.

NAME:_____ **DATE:**_____

Use the word bank below to help label the teeth...

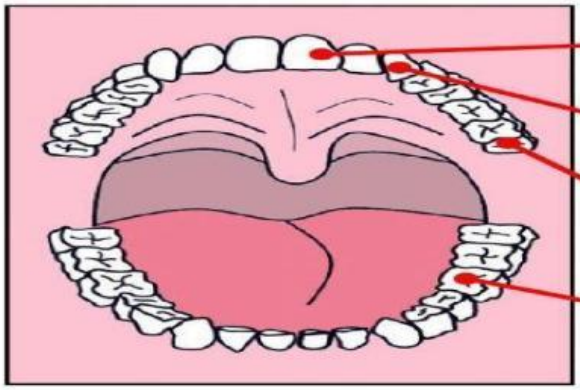

- Complete the following sentences.

Incisors are used for _____ and _____.

Canines are used for _____.

Premolars are used for _____, _____ and _____.

chewing	canine	biting	crushing
incisor	premolar	molar	cutting
	tearing	grinding	

15. Human adults have _____ teeth? a. 32 b. 20 c. 25 d. 40
16. The teeth not only help you eat, but they also help you. a. Taste b. Talk c. Hear d. Think
17.This type of tooth is sharp and helps to tear food. a. Molars b. incisors c. canine d. Permanent teeth
18. Which part of the tooth contains the blood vessels and keeps the tooth alive and healthy? a. Pulp b. Enamel c. Dentin d. Cementum
19.How many wisdom teeth do we have? a. 4. b. 8 c. 6 d. 2
20.The teeth found in front of our mouth are called _____. a. Molars b. incisor c. canine d. Premolars
21.The middle portion of the crown and root is _____. a. Neck b. Pulp c. Enamel d. None of the above
22. Which of the following functions is not related to teeth? a. Speaking b. Chewing c. Biting d. Breathing
23. _____ can make water unfit for drinking . a sand b. School c. filtering d. boiling

LIVEWORKSHEETS

INSPIRED TOTS EARLY LEARNING CENTRE
SECOND TERM CONTINUOUS EXAMINATION, 2024.

NAME:_____ **DATE:**_____

24.Good drinking _____ has no colour. a. bottle b. cup c. Water d. pot

25.Human beings cannot do without __ and ___ . a. Rice and beans b. Pencil and biro c. Air and water d. Dancing and rejoicing

26. What are the three states of water? a. Rain water, tap water and b. Liquid water, frozen water and water vapour c. Gas, steam and vapour

27. Which form of water can we feel, see and crush? a. Solid b. Liquid c. gaseous

28. What will happen if we leave a small piece of ice cube in the sun? a. It will become black b. It will change into water c. Both a and b d. It will start boiling

29. A large source of water is ____. A. pond b. Ocean c. River d. fountain

30.What do you understand by the word wilting? _____

II. Label the diagram of the Water Cycle.

Evaporation run-off/accumulation condensation precipitation

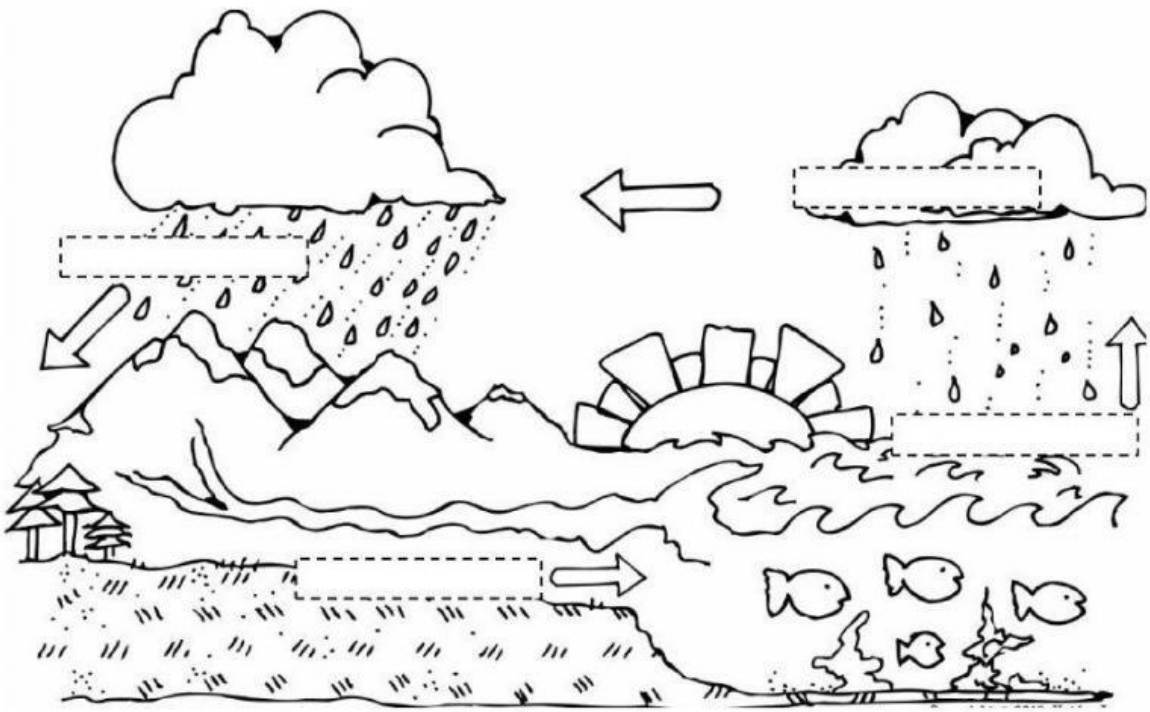

LIVEWORKSHEETS