Math Assessment

Unit 4: How the world works Week 5&6

1: The bar graph shows flowers in Williams's garden.

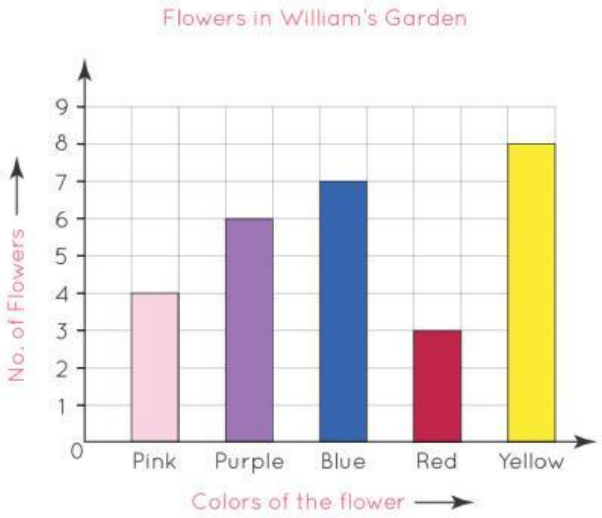

(a) Number of pink flowers = __

(b) Number of yellow flowers = ____

(c)Number of blue flowers =

(d) Number of red flowers = ____

2: In a survey about customers' favourite toppings, the results were recorded in the form of the bar graph. Use the bar graph to answerthe given questions.

(a) Which is the most popular topping?

(b)Which topping has 250 votes?

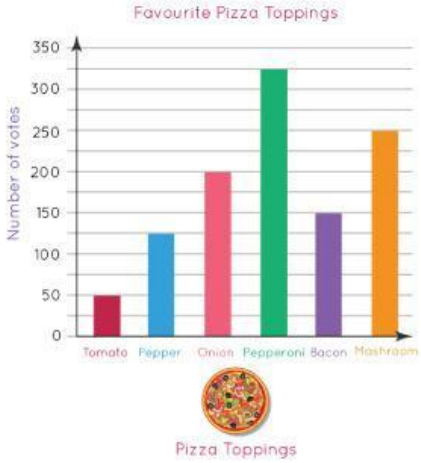

LIVEWORKSHEETS

3: Read the data in the bar graph and answer:

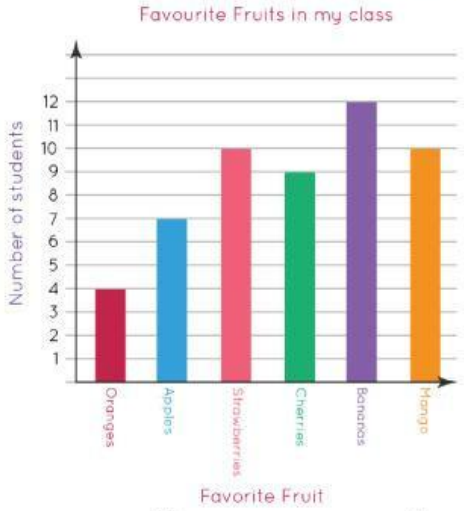

(a) How many students like oranges? _____

(b) How many students like apples?

4: Jake recorded the number of pizzas sold over five days.Read the chart and answer the questions.

Day	Number of pizzas sold
Monday	
Tuesday	
Wednesday	
Thursday	
Friday	

=5 pizzas

1. How many pizzas did he sell on Thursday? _____
2. Which day did he sell the fewest pizzas? _____

LIVEWORKSHEETS

3. Which day did he sell the most pizzas? _____

4. Which day did he sell 25 pizzas? _____

5. How many pizzas did he sell on Monday andWednesday? _____

6. Were more pizzas sold on Monday or Friday? _____

7. How many fewer pizzas were sold on Fridaythan Thursday? _____

8. How many pizzas did he sell in five days? _____

5: Five friends recorded the number of their coin collection.

Use the information to answer the questions.

Name	Number of coins
Noah	
Leo	
Jack	
Zoey	
Olivia	

= 8 coins

1. How many coins did Jack collect? _____

2. Who collected 24 coins? _____

3. Who collected the same number of coins? _____

4. How many coins did Leo and Zoey collect? _____

5. Two friends collected a total of 80 coins. Who _____

LIVEWORKSHEETS

werethey?

6. How many more coins did Olivia collect than Zoey?

7. Who collected more coins than Noah but less thanOlivia? _____

8. If Zoey collects 12 more coins, how many coinswould she have? _____

6:

Count the number of insects.
Then complete the table.

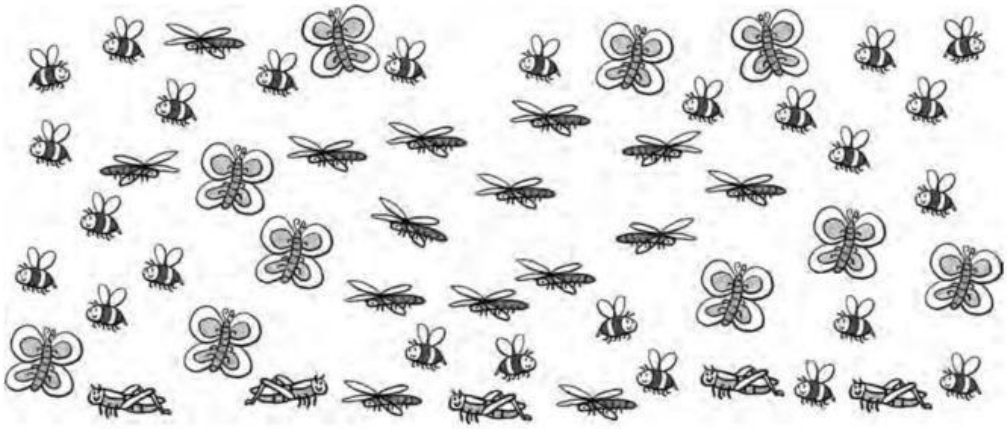

Kind of Insect	Butterfly	Bee	Dragonfly	Grasshopper
Number of Insects				

LIVEWORKSHEETS

7: Read the tally chart on the survey done on the favourite breakfast and answer the questions that follow.

eggs	𝍸 𝍸 𝍸
muffins	𝍸 𝍸 𝍸 III
cereals	𝍸 𝍸 III
doughnuts	𝍸 𝍸 𝍸 𝍸

a) Which is the most favorite breakfast?
b) How many kids like to have eggs for breakfast?
c) How many more are muffins favorite than eggs?
d) How many kids have participated in the survey?

8: Answer the questions based on the tally count.

Day	Pizzas sold
Monday	𝍸 III
Tuesday	IIII
Wednesday	𝍸 I
Thursday	𝍸 IIII
Friday	𝍸 𝍸

LIVEWORKSHEETS

a) On which day the pizzas are sold the most?

b) On which day the pizzas are sold the least?

c)How many more pizzas are sold more on Thursday than Monday?

d)On which day are sold 9 pizzas?

LIVEWORKSHEETS