

Unit 3 On the street

Exercise 1 Look and write

bike – five apples – slide – Mike









Exercise 2 Read and match

a) He is riding a bike.

b) Five boys are playing on the slide.

c) There are five apples on the tree.

d) Five boys are riding bike.



Unit 3 On the street

Exercise 3 Read and complete

five apples – bike – Mike – kite – five boys – nine – tie – like



a) He is



b) There areon the plate.



c) He is flying a



d) She is riding a



e)are playing on the slide.



f) It's number








g) Iapples.



h) It is a

Unit 3 On the street

Exercise 4 Put the words in the correct order

	<p>a) riding – a bike – He – the park – around - is</p> <p>.....</p>
	<p>b) There – five apples – are – the tree – on</p> <p>.....</p>
	<p>c) the – slide – Five boys – are – playing – on</p> <p>.....</p>
	<p>d) Mike – a bike – is – riding</p> <p>.....</p>
	<p>e) a kite – flying – He – is</p> <p>.....</p>

Unit 3 On the street

Exercise 5 Find the word which has a different sound in the part underlined

a) b <u>i</u> ke	b) f <u>i</u> ve	c) l <u>i</u> ke	d) ch <u>i</u> ps
a) l <u>a</u> ke	b) c <u>a</u> ke	c) g <u>a</u> me	d) h <u>a</u> nd
a) r <u>i</u> de	b) s <u>i</u> de	c) f <u>i</u> sh	d) M <u>i</u> ke
a) pl <u>a</u> te	b) h <u>a</u> t	c) l <u>a</u> ke	d) g <u>a</u> te
a) b <u>o</u> x	b) m <u>o</u> p	c) p <u>o</u> t	d) s <u>o</u> n
a) T <u>i</u> m	b) n <u>i</u> ne	c) f <u>i</u> sh	d) m <u>i</u> lk
a) e <u>g</u> g	b) h <u>e</u> n	c) b <u>e</u> d	d) t <u>r</u> ee
a) s <u>o</u> n	b) b <u>o</u> x	c) m <u>o</u> ther	d) h <u>o</u> ney

Exercise 6 Read and tick (✓) or cross (✗)



a) I can see a slide. ☐



b) There are five apples on the tree. ☐



c) He's flying a kite. ☐



d) Five boys are playing on the slide. ☐



e) There are five apples. ☐



f) She's riding a bike. ☐