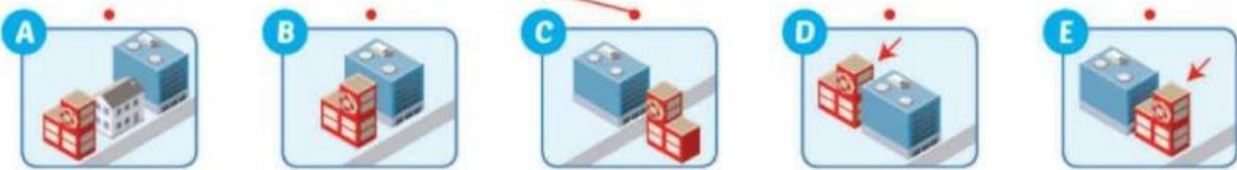






GETTING AROUND

A Listen and draw lines.



B Look and read. Put a (✓) or a (✗).

<p>1  A: What does that sign mean? <input checked="" type="checkbox"/> B: It means "Stop".</p>	<p>2  A: What does that sign mean? <input type="checkbox"/> B: It means "Turn left".</p>
<p>3  A: What does that sign mean? <input type="checkbox"/> B: It means "No parking".</p>	<p>4  A: What does that sign mean? <input type="checkbox"/> B: It means "Do not enter".</p>

C Look at the map in F on page 72. Give directions to the places below.


To get to the market, _____


To get to the zoo, _____


To get to the swimming pool, _____


D Play *Connect three*.



 A: What does that sign mean?
B: It means "Stop".

 A: Where's the school?
B: It's behind the library.

 A: How do I get to the zoo?
B: Go straight. Turn left at the traffic lights.
It's on the right.

What can you do 

- I can talk about different street signs.
- I can say where places are.
- I can ask for and give directions.

