



GETTING AROUND

A

1. Listen and point. Repeat.

27



1



stop

2



do not enter

3



turn left

4



turn right

5



no parking

2. Play *Slow motion*.

B

1. Listen and practice.

28



What does that sign mean?



It means "Stop".



2. Look and write . Practice.



1

It means "Do not enter".

2



A: What does that sign mean?

B: It means "_____".

3



It means "_____".

4



It means "_____".

5



A: What does that sign mean?

B: It means "_____".

C

1. Listen and repeat.
going, get

Sounds

2. Chant.



D

1. Look and listen.



3. Role-play.



2. Listen and write.

Alfie: I love going around town.
Tom: Yeah, it's great.
1 Alfie: Hey, Tom. What does that sign mean?
Tom: It means (1) " Turn left ".
Alfie: Oh. OK.

Alfie: Mr. Brown, can we please get some ice cream?
Mr. Brown: Sure, Alfie.
2 Tom & Alfie: Yay!
Alfie: Tom, what does that sign mean?
Tom: It means (2) " ".
Alfie: OK.

Mr. Brown: OK. We're here.
Tom & Alfie: Yay!
Alfie: And what does that sign mean?
3 Tom: It means (3) " ".
Mr. Brown: OK, let's get ice cream.
Alfie: I want chocolate.
Tom: Me too!

Alfie: Mmm. This ice cream is great!
Tom: Yeah, it is.
Alfie: Tom, what does that sign mean?
4 Tom: Uh oh. It means (4) " ".
Mr. Brown: What's this? Oh no!
Mrs. Brown: Sam!

E Point, ask, and answer.

What does that sign mean?

It means "Turn left".



F Play *Guess the picture*.

What does that sign mean?



It means "Turn right".

No.



It means "No parking".

Yes.



GETTING AROUND

A

1. Listen and point. Repeat. 

1



near

2



behind

3



next to

4



opposite

5



in front of

2. Play Flashcard peek.



B

1. Listen and practice. 

Where's the park?

It's next to the library.

2. Circle the correct words . Practice. 

1



A: Where's the library?

B: It's near/opposite the park.

2



A: Where's the school?

B: It's in front of/behind the market.

3



A: Where's the zoo?

B: It's next to/near the market.

4



A: Where's the stadium?

B: It's in front of/opposite the school.



5



A: Where's the library?

B: It's behind/near the swimming pool.

C

1. Listen and repeat.  *skate, today* 

Sounds

2. Chant.  



D

1. Look and listen.  

behind

next to

opposite

near



1

Alfie: Can we go out again today?
Tom: Sure. Let's go to the park.
Alfie: Where's the park?
Tom: It's (1) the school.



2

Alfie: Great. I love the park.
Tom: Me too. We can also go to the zoo.
Alfie: OK. Where's the zoo?
Tom: It's (2) the park.
Alfie: OK.



3

Alfie: Hey, Ben. We're going out. Come with us!
Ben: OK. Let's go to the stadium.
Alfie: Where's the stadium?
Ben: It's (3) the zoo.



4

Ben, Tom & Alfie: Bye!
Mrs. Brown: Wait! Boys, where are you going?
Tom: We're going to the park, the zoo, and the stadium.
Mrs. Brown: OK. Meet Dad and me for dinner at the market.
Alfie: Where's the market?
Mrs. Brown: It's (4) the skate park.
Ben, Tom & Alfie: OK. Bye, Mom.

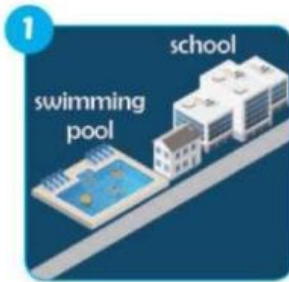
3. Role-play.



E Point, ask, and answer.

Where's the school?

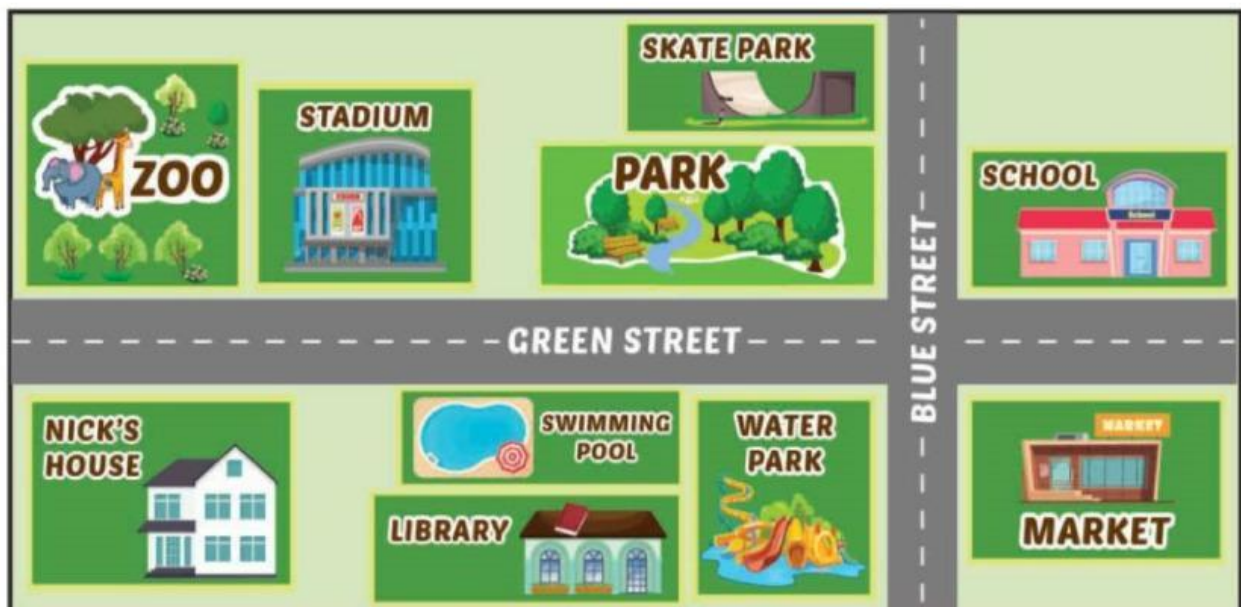
It's near the swimming pool.



F Talk about where places are.

Where's the skate park?

It's behind the park.



GETTING AROUND

A

1. Listen and point. Repeat.  

 go straight	 go over	 traffic lights	 corner	 bridge	 on the left	 on the right
--	--	---	---	--	--	---

2. Play Heads up. What's missing?

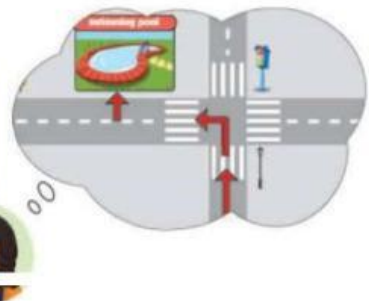


B

1. Listen and practice.  

How do I get to the swimming pool?

Go straight. Then, turn left.
It's on the right.

2. Look and write  . Practice. 

- 1 Turn left. Then, go over the bridge. It's on the left.



- 2 Go straight. Then, turn left at the corner. It's on the right.



- 3 Go straight at the traffic lights. Then, go over the bridge. It's opposite the stadium.



- 4 Turn left at the traffic lights. It's on the left. It's next to the library.



C

1. Listen and repeat.
traffic lights, tree

Sounds

2. Chant.



D

1. Look and listen.



2. Listen and write.

Alfie: Hi, Lucy. How do I get to the skate park? I want to go skateboarding.
Lucy: Go straight. Then, turn left at the (1) traffic lights. It's opposite the stadium.

Alfie: Great. Do you want to come?
Lucy: Yes, sure.

Alfie: I want to see some animals.
How do I get to the zoo?

Lucy: Go over the bridge. Then, turn left at the (2) _____. It's next to the market.

Alfie: OK. Thanks. Do you want to come?
Lucy: No, thanks.

Alfie: Hi, Tom.

Tom: Hi, Alfie.

Alfie: I'm at the zoo. How do I get to the water park?

Tom: Turn left at the traffic lights. Then, go straight. It's (3) _____.

Alfie: Thanks. Do you want to come?
Tom: Sure.

Alfie: Hmm. I want to read a book.
How do I get to the library?

Tom: (4) _____ at the traffic lights. Then, turn right. It's on the right.
Lucy is at the library, too.

Alfie: Great!

...
Lucy: Huh?...Oh, hi, Alfie.

Alfie: Hi, Lucy.
Everyone: Shhh...

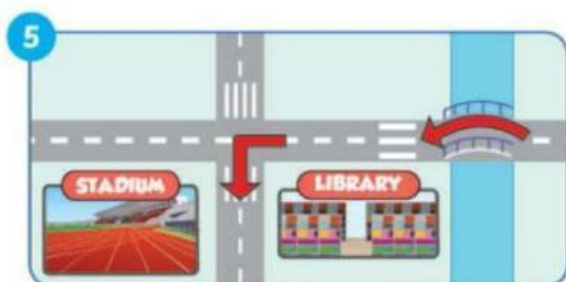
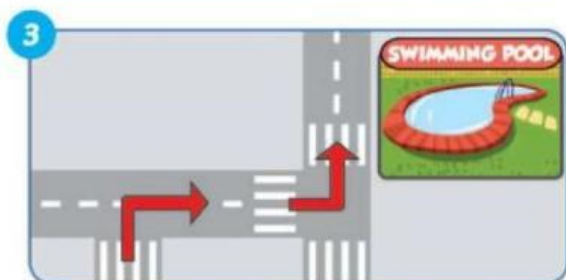
3. Role-play.



E Point, ask, and answer.

How do I get to the school?

Turn left. Then, go straight at the traffic lights. It's next to the zoo.



F Ask for directions.



Unit 5 CULTURE GETTING AROUND

A

1. Listen and point. Repeat.



1



2



3



4



5



6



by motorbike

by taxi

by subway

on foot

by bus

by train

2. Play Board race.



B

1. Listen and practice.



How do you go to school?

I go to school by motorbike. I go with my dad.



How do you go to the library?

I go to the library on foot. I go with my mom.



2. Look and write



Practice.



1 I go to the park by subway. I go with my friends.



2 I go to the water park _____. I go with my mom.



3 A: How do you go to school?
B: I go to school _____. I go with my brother.



4 A: How do you go to the market?
B: I go to the market _____. I go with my dad.



C

1. Read and circle.

FOCUS ON: Getting around in the UK



My name is Liz. I live in London in the UK. I go to school by bus. I go with my brother. The bus is big and red. I go to the park by car. I go with my dad. His car is fast and blue. I go to the market by taxi. I go with my mom. The taxi is black. Getting around London is fun!

1. Liz lives in London / New York in the UK.
2. She goes to school with her *brother* / sister.
3. She goes to the park by *car* / motorbike.
4. She goes to the *market* / library by taxi.
5. The taxi is *blue* / black.



2. Listen and read.



D

1. Look and listen.



2. Listen and write.



Paul: Hi, Melissa. Do you want to come over after school?

Melissa: I can't. I'm going to the market.

Paul: Oh. How do you go to the market?

Melissa: I go to the market by (1) taxi. I go with my mom.

Paul: That's nice. How do you go to school?

Melissa: I go to school by (2) _____. I go with my sister.

Melissa: How do you go to school?

Paul: I go to school by (3) _____.

Melissa: Do you like it?

Paul: Yeah. I go with my (4) _____.

Melissa: That's nice.



3. Role-play.



E**1. Read and circle True or False.****FOCUS ON: Getting around in Vietnam**

My name is Thảo. I live in Hanoi in Vietnam. I go to school by motorbike. I go with my mom. Her motorbike is black and red. Going to school in Hanoi is fun!

1. Thảo lives in Huế in Vietnam. True/False
2. She goes to the park by motorbike. True/False
3. She goes to school with her mom. True/False
4. The motorbike is black and blue. True/False

2. Listen and read.**F****Look at E. Write about how you get around.****Write 20–30 words.**

G**Talk about how you get around.**