



# PRUEBA COMPRENSIVA

Inglés

Quinto año

Nombre de la persona  
estudiante

Sección

Centro Educativo

Fecha de aplicación

A rectangular box containing a faint map of Costa Rica. Overlaid on the map are four horizontal lines for writing student information.

## INSTRUCCIONES GENERALES

1. La resolución de la Prueba comprensiva debe llevarse a cabo de manera individual.
2. Si tiene dudas, levante la mano para ser atendido por su docente.
3. Utilice el espacio indicado para cada respuesta.
4. Revise la prueba antes de entregarla a la persona docente y asegúrese de haber dado respuesta a cada pregunta.



## **Sample Items for the Comprehensive Test of Fifth Grade**

### **1. General considerations**

- Let students know what items or materials they need for the test.
- Create a safe environment by telling students that this is only an assessment to find out about what they already know of English.
- Read all the items and their options with the students before they start working on the test individually.
- Give assistance to your students as needed.
- Follow all procedures established in the document titled La Prueba Escrita when giving students the written test.





## 2. Sample Items

Pablo is writing an email to his friend Rachel in the United States. He is telling her about his vacations. Read the text and answer the questions. Mark the correct answer with an X.



### Pablo's trip to the beach

Dear Rachel,

I hope you are doing well. I want to tell you about my trip to the beach. Last December, my family and I went to Herradura Beach for a day. We were very excited about the trip. We had a lot of fun. The day was hot and sunny and a little bit windy. First, we swam in the ocean. The ocean was calm. Then, we played beach volleyball with some kids. It was my first-time playing volleyball. At noon, we went to a restaurant nearby for lunch. The food was really good. Later in the afternoon, on our way back home, we visited our uncle, Victor, who lives in Orotina. He was so happy to see us. I really enjoyed the trip.

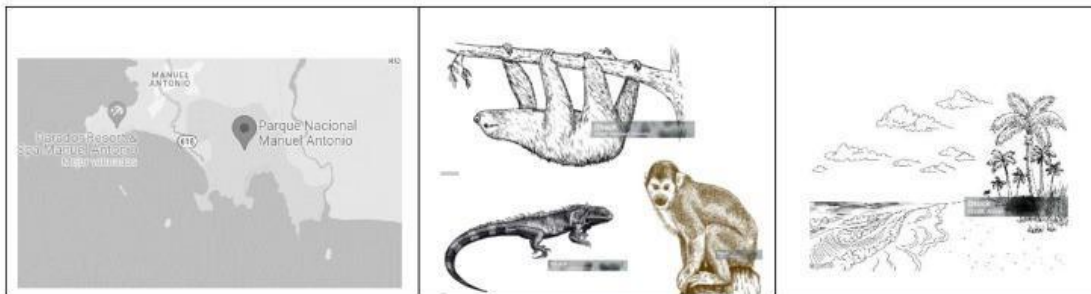
Your friend,

Pablo

1. What was the weather like during the trip to Herradura Beach?
  - a) Hot and sunny.
  - b) Cold and windy.
  - c) Windy and stormy.
  
2. How did Pablo feel about the trip to the beach?
  - a) Bored.
  - b) Excited.
  - c) Anxious
  
3. What activities did they do at the beach?
  - a) They played beach volleyball and visited Uncle Victor.
  - b) They swam in the ocean and played soccer.
  - c) They swam in the ocean and played volleyball.



You want to visit Manuel Antonio. A friend of yours sends you some information about it. Read the information and answer the questions. Mark the correct answer with an X.



**Manuel Antonio is a beautiful National park**

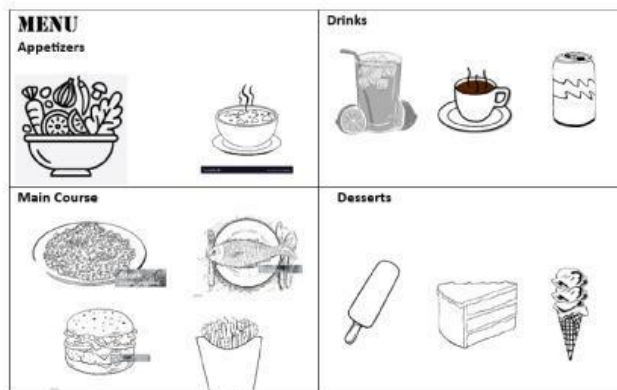
Manuel Antonio National Park is a beautiful place in Costa Rica. It is located on the Pacific coast in Quepos, Puntarenas. The park is home to many different animals and plants. There are 109 mammal species and 184 species of birds. You can see animals like sloths, monkeys, and lizards. There are also sandy beaches with warm water. The beaches are calm and there are no big waves. Manuel Antonio National Park is a special place where you can experience the beauty of nature.

- 4) Where is Manuel Antonio National Park located?
- a) In the Atlantic coast.
  - b) In the Pacific coast.
  - c) In the Caribbean coast.
- 5) What kind of animals can you see in the park?
- a) monkeys and tigers.
  - b) Lizards and lions.
  - c) Sloths and monkeys.
- 6) What is special about the beaches in Manuel Antonio National Park?
- a) They are sandy and have big waves.
  - b) They are sandy and have cold water.
  - c) They are sandy and have warm water.



Grettel and José are going for lunch to a restaurant. Read the conversation in the restaurant.

Mark the correct answer with an X.



### At the Restaurant

Waiter: May I take your order?

**Grettel**: Yes. I would like rice with chicken and a green salad.

Waiter: And what would you like to drink?

**Grettel**: I would like a lemonade, please.

Waiter: May I take your order, sir?

**José**: I will have a hamburger and French fries.

Waiter: What would you like to drink?

**José**: A soda, please.

20 minutes later

Waiter: Would you like something for dessert?

**Grettel**: Yes, I will have an ice cream cone, please.

Waiter: Would you like something?

**José**: Sure! I would like a piece of chocolate cake.



**7)** What does Grettel want for her main course?

- a) Rice with chicken and a salad.
- b) A hamburger and French fries.
- c) Fried chicken and French fries.

**8)** What drink does José order?

- a) Lemonade.
- b) Orange juice.
- c) A soda.




**9)** What dessert does Grettel choose?

- a) A piece of chocolate cake.
- b) An ice cream cone.
- c) Fruit salad.





Laura wants to prepare pancakes for breakfast, but she does not know how. Kattia is helping Laura by sending her a text message on her phone. Read the text and answer the questions. Mark with an X.



Good morning, Laura!

To make pancakes, you need milk, water, eggs and your favorite fruits. First, combine the pancake mix with milk and water. Next, add the eggs and mix. Then, pour small portions of the mixture into a pan to cook them. When the pancakes are cooked on one side, flip them over to cook the other side. Finally, serve the pancakes on a plate and add your favorite fruit on top with some maple syrup. Enjoy your pancakes.

Bye,  
Kattia

**10)** What ingredients are needed to make pancakes?

- a) Flour, sugar, salt, and butter.
- b) Water, eggs, butter and fruits.
- c) Milk, water, eggs, and fruits.

**11)** What should you do after the pancakes are cooked on one side?

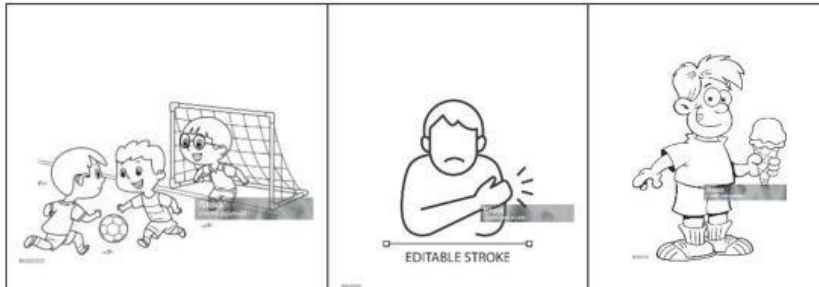
- a) Serve them immediately.
- b) Flip them over to cook the other side.
- c) Refrigerate them for later.

**12)** What can you add to the pancakes when they are ready?



- a) Milk and water.
- b) Fruit and maple syrup.
- c) Milk and eggs.

Marco sent you an email telling you about his visit to the doctor. Read the text and answer the questions. Mark the correct answer with an X.



### A Visit to the Doctor

Hi Lorena!

I went to the doctor yesterday. I was playing soccer in the park when I fell down. My arm really hurt! So, my mom took me to the doctor's office. When my mom and I arrived at his office, we first sat in the waiting room for about 10 minutes. Then, a nurse called us in. When the doctor came into the room, he listened to my heart and examined my arm, eyes, throat, and other parts of my body. He also checked my temperature and took an X-ray of my arm. He was a very nice doctor. My mom and I waited for a few minutes, and then the doctor gave us the bad news. I broke my arm. It needed a cast. After the visit to the doctor's office, my mom and I went for ice-cream. That made me feel a little better.

Your friend, Marco.

**13)** Why did Marco go to the doctor's office?

- a) He had a headache.
- b) His arm hurt a lot.
- c) He wanted to eat some ice-cream.

**14)** What was the result of the doctor's examination?

- a) Marco had a terrible headache.
- b) Marco broke his arm.
- c) Marco should eat ice-cream.

**15)** What is the main idea of the story?





- a) Marco visited the doctor's office and got bad news about his arm.
- b) Marco had a fun day playing soccer with his friends at school.
- c) Marco enjoyed an ice cream with his mother after their doctor's visit.

