

Name: _____
Class: _____

REVIEW 3 (UNIT 9-10-11-12)

GRADE 2

Mark: / 40

PART A. LISTENING

Task 1: Listen, look and match. There is one example. (0)

0		
1		
2		
3		










Task 2: Listen and circle. There is one example. (0)

- | | | |
|--|----------------------------|--|
| 0. i v | | |
| 1. a i | 3. a z | |
| 2. v y | 4. z i | |

Task 3: Listen and tick (✓). There is one example.







0.		<input type="checkbox"/>		<input type="checkbox"/>		<input checked="" type="checkbox"/>
1.		<input type="checkbox"/>		<input type="checkbox"/>		<input type="checkbox"/>



2.		<input type="checkbox"/>		<input type="checkbox"/>		<input type="checkbox"/>
3.		<input type="checkbox"/>		<input type="checkbox"/>		<input type="checkbox"/>
4.		<input type="checkbox"/>		<input type="checkbox"/>		<input type="checkbox"/>

PART B. READING AND WRITING

Task 1: Look, read and put a tick (✓) or a cross (X). There is an example (0).

0  zebra <input checked="" type="checkbox"/>	1  table <input type="checkbox"/>	2  yams <input type="checkbox"/>
3  sliding <input type="checkbox"/>	4  bananas <input type="checkbox"/>	5  yo-yos <input type="checkbox"/>

Task 2: Look and circle the correct picture. There is an example (0):



0

Look at the grapes.



1

They're driving cars.



2

I like the zebu.



3

I want some yogurt.



4

We are at the zoo.










5

Look at the zebra.



Task 3: Reorder the letters. There is one example. (0)



0.	 <p>o z o</p>	→ zoo _____
1.	 <p>i r n i d g</p>	→ _____
2.	 <p>s g r a e p</p>	→ _____
3.	 <p>g y u r o t</p>	→ _____
4.	 <p>c k e a</p>	→ _____
5.	 <p>z u b e</p>	→ _____
6.	 <p>s m a y</p>	→ _____

Task 4. Look, read and match. There is an example (0):



0. I want some yams.

1. The apples are on the table.

2. They're riding bikes.

3. I like the zebu.



Task 5: Look and write. There is one example.

0. Look at the ____ *cake* ____.



1. I like the _____.



2. They're _____ cars.



3. The _____ are on the table.



4. I want some _____.



5. I can see a _____.



Task 6: Reorder the words. There is one example.

0. at / the / Look / zebu.

⇒ *Look at the zebu.*

1. They / are / cars / driving / . /

⇒ _____

2. want / some / I / yo-yos / . /

⇒ _____

3. cake / table. / The / is / on / the

⇒ _____

4. at / the / Look / grapes.

⇒ _____

5. you / zoo / like / Do / the / ? /

⇒ _____

