

**PART 1: LISTENING (2.5 points)**

**Task 1: Listen and number the pictures. There is one example. (1.0pt)**


☐

☐


0


☐

☐

**Task 2: Listen and put a tick (✓) or a cross (✗) in the box. There is one example. (0.75pt)**

Example:


☒

1.


☐

2.


☐

3.


☐

**Task 3: Listen and draw lines. There is one example. (0.75pt)**



Sarah

Paul

**PART 2: READING (2.5 points)**

**Task 1: Look, read and circle. There is one example.(1.0pt)**

Example:



Is this your hat?

Yes, it is.

No, it isn't.

1.

Is this your dress?

Yes, it is.

No, it isn't.



2.



Is this your shirt?

Yes, it is.

No, it isn't.

3.



These are my shoes.

These are my shorts.

4.



Let's go to the beach.

Let's go to the zoo.

**Task 2: Look, read and draw lines. There is one example. (0.75 pt)**

**Example:**



Is this your T-shirt?

• Yes, please.

1.



Cookies?

• No, thank you.

2.



Banana?

• Yes, I can

3.



Can you see the plane?

• Yes, it is.

**Task 3: Look at the pictures, read and put a tick (✓) or a cross (×) . There is one example. (0.75pt)**

**Example:**



I can see the plane.



1.



I can see the boat.



2.



These are my shoes.



3.








I can see the motorbike.



### PART 3: WRITING (2.5 points)

**Task 1: Order the letters, then draw lines. There is one example. (1.0 point)**

Example:

	<div style="border: 1px solid black; padding: 5px; display: inline-block;">a t h</div>	<div style="border: 1px solid black; padding: 5px; display: inline-block;"><u>h</u>a t</div>	•	
1.	<div style="border: 1px solid black; padding: 5px; display: inline-block;">u b s</div>	<div style="border: 1px solid black; padding: 5px; display: inline-block;">_ _ _</div>	•	
2.	<div style="border: 1px solid black; padding: 5px; display: inline-block;">g p a l y r n u o d</div>	<div style="border: 1px solid black; padding: 5px; display: inline-block;">_ _ _ _ _</div>	•	
3.	<div style="border: 1px solid black; padding: 5px; display: inline-block;">s r i h t</div>	<div style="border: 1px solid black; padding: 5px; display: inline-block;">_ _ _ _ _</div>	•	
4.	<div style="border: 1px solid black; padding: 5px; display: inline-block;">s r d e s</div>	<div style="border: 1px solid black; padding: 5px; display: inline-block;">_ _ _ _ _</div>	•	

**Task 2: Look and write. There is one example. (0.75 point)**

Example:

		These are my shoes.
1.		These are my _ _ _ _ _.
2.		_ _ _ _ _ are my _ _ _ _ _.

**Task 3: Reorder the words to make a correct sentence. There is one example. (0.75 point)**

Ex.

an	insect.	is	This
----	---------	----	------

→ This is an insect.

1. 

I	the park.	want to	go to
---	-----------	---------	-------

→ \_\_\_\_\_

2. 

are	These	shorts.	my
-----	-------	---------	----

→ \_\_\_\_\_

3.

hat?

Is

your

this

→ \_\_\_\_\_

**PART 4: SPEAKING (2.5 points)**