

REVIEW UNIT 9 – GRADE 2

Mark : /30

Name: _____
Class: _____

PART A. LISTENING

Task 1: Listen and circle.

- | | | | |
|------|---|------|---|
| 1. y | v | 3. Y | Z |
| 2. j | y | 4. V | Y |

Task 2: Listen and tick (✓). There is one example.

0.



1.



2.



3.



4.



PART B. READING AND WRITING

Task 1: Look and tick (✓) A or B. There is an example (0):

<p>0.</p> <div style="text-align: center;"> </div> <p> <input checked="" type="checkbox"/> square <input type="checkbox"/> yams </p>	<p>1.</p> <div style="text-align: center;"> </div> <p> <input type="checkbox"/> yo-yos <input type="checkbox"/> yams </p>
---	--



2.


☐
☐

yogurt

yo-yos

4.


☐
☐

yo-yos

juice

Task 2: Look, read and color the correct beginning letter of each word.




Task 3: Reorder the letters.

0.



1.



2.




3.

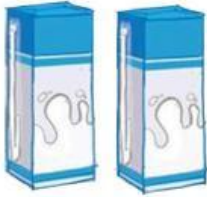







Task 4. Look, read and match. There is an example (0):

0. I want some cookies.	
1. I want some yams.	
2. I want some yo-yos.	
3. I want some yogurt.	

Task 5: Look, read and put a tick (✓) or a cross (X).

0. I want some yams.		<input checked="" type="checkbox"/>
1. Can you see the yo-yos? Yes, I can.		<input type="checkbox"/>
2. I want some yogurt.		<input type="checkbox"/>
3. Mum wants some yogurt.		<input type="checkbox"/>



Task 6: Look and write. There is one example.

0. There is a village .



1. A: Can you see the _____?

B: Yes, I can.



2. A: What do you want?

B: I want some _____.



3. A: Can you see the _____?

B: No, I can't.



Task 7: Reorder the words. There is one example.

0. Can / volleyball / you / draw/ a /?

⇒ *Can you draw a volleyball?*

1. want / What / you / do / ?

⇒ _____

2. want / yams. / I / some /

⇒ _____

3. the / you / Can / see / yogurt / ?

⇒ _____

