	POLITEKNIK MERLIMAU MELAKA DEPARTMENT OF GENERAL STUDIES ENGLISH LANGUAGE UNIT			
CODE & COURSE	DUE50032 & COMMUNICATIVE ENGLISH 3			
ASSESSMENT	MOCK TEST (15%)	SESSION		
NAME :			PROGRAMME :	
REG. NO. :			MARKS :	

SECTION A: (4 marks)

Instructions:
Questions 1 – 2 are based on the following graphs.
Study the following graph carefully and answer the questions.

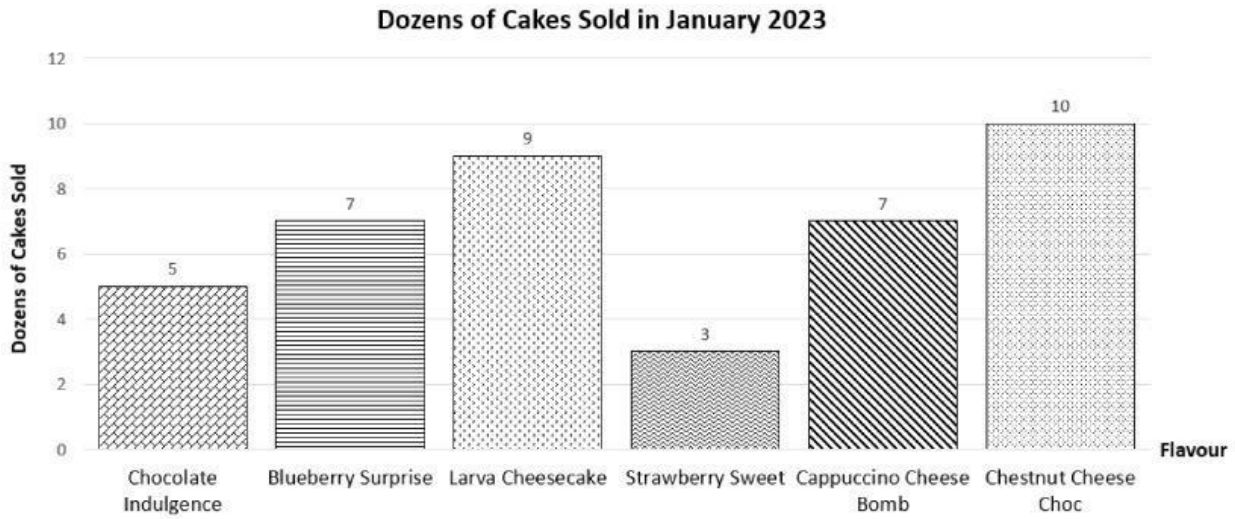

C1 1. How many Chocolate Indulgence cakes sold?

A. 5 pieces

B. 10 pieces

C. 60 pieces

D. 70 pieces

LIVEWORKSHEETS

C2 2. Which of the following statements is ***UNTRUE***?

A. The most popular cake is Chestnut Cheese Choc cake.

B. The Strawberry Sweet cake is the least favourable to the customers.

C. The sale of Blueberry Surprise cake is twice as many as the Cappuccino Cheese Bomb.

D. The sale of Larva Cheesecake is thrice the number of Strawberry Sweet cake.

Instructions:
Questions 3 – 4 are based on the following pie chart.

Study the following pie chart carefully and answer the questions.

AHMAD'S FAVOURITE LEISURE ACTIVITIES

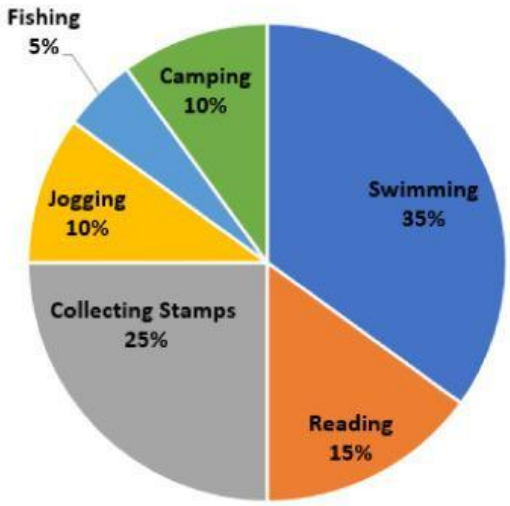

C1 3. Ahmad prefer to do _____i____ rather than _____ii_____ during his free time.

A. i- collecting stamps , ii- reading

B. i- jogging , ii- camping

C. i- camping , ii- reading

D. i- fishing , ii- swimming

C2 4. Which of the following statements is ***TRUE***?

A. The pie chart shows Ahmad's preference in spending his money.

B. The pie chart shows Ahmad is not an active person.

C. The pie chart shows that 1/2 of Ahmad's favourite activity is swimming.

D. Ahmad loves to do outdoors rather than indoor activities.

LIVEWORKSHEETS

SECTION B: (6 marks) (C2)
Instructions:
Questions 5 – 10 are based on the following bar graph.
Underline the appropriate words to describe the online classroom participation at Pinang Sebatu Secondary School.

The bar graph above illustrates the online classroom participation among students at Pinang Sebatu Secondary School from the year 2015 until 2022.

The online classroom participation was at the _____ **(5) (low/bottom/under)** in a year 2015 when only 80 students were involved as the importance of online teaching was not yet being highlighted. After that, the students' participation started to rise _____ **(6) (significantly/steadily/gradually)** for the year 2016 and 2017. Nevertheless, there was a _____ **(7) (dramatic/slight/ significant)** decrease when the number of students involved in online classroom was 110 in 2018 rather than 120 students in the year 2017.

At the end of 2019, COVID-19 hit the world and affected people all around the world. Consequently, the students' participation increased _____ **(8) (abruptly/static/steadily)** to 316 students in the year 2019 as the outbreak hindered most of the face-to-face teaching and learning process. After that, the graph _____ **(9) (remained stable/rose slightly/fluctuated)** in three years afterwards from the year 2019 until 2021.

In the year 2022, the world was getting used to blended learning and the new norm. Hence, the school experienced another _____ **(10) (slight increase/sudden increase/downturn)** in the year 2022 whereby the number of participants has doubled-up to 632 students. Overall, the number of online classroom participation at Pinang Sebatu Secondary School may continue to increase annually according to the fast-moving trend of online teaching.

LIVEWORKSHEETS

SECTION C: 10 marks (A2)

Instructions:
Question 11 is based on the histogram below.
Based on the information given in the graph, write your responses with appropriate ideas.

ROAD ACCIDENTS IN MALAYSIA, 2020

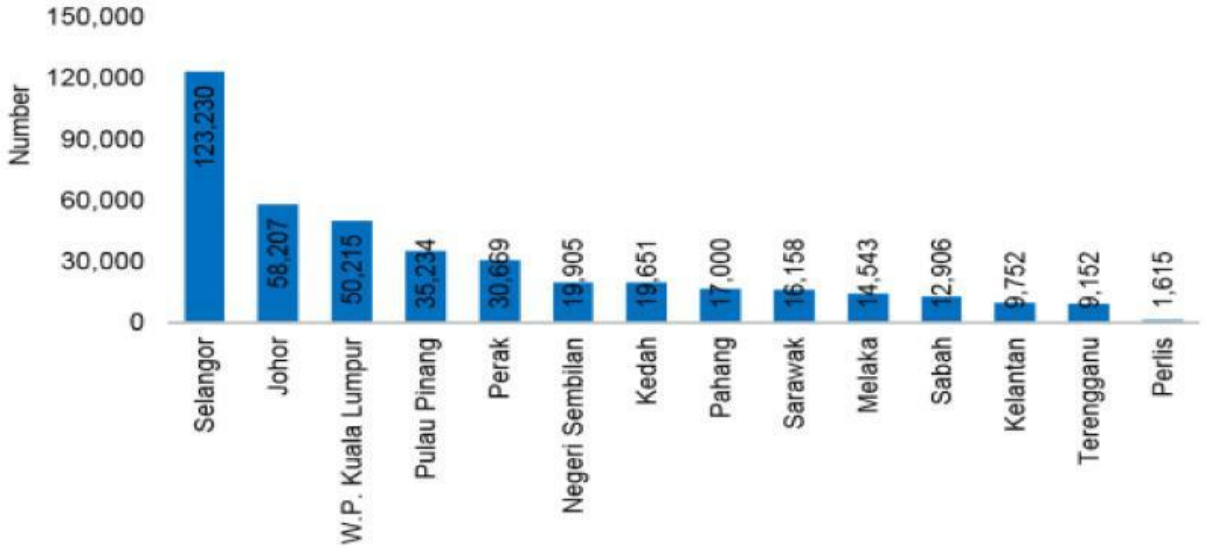

Source: Department of Statistic Malaysia

11. What would you do as an individual and a loyal citizen to reduce road accidents in Malaysia? Support your answers with **THREE (3)** supporting details. Write your answers in complete sentences.

Suggestions	Supporting Details
i.	(1 mark)
	(1 mark)
(1 mark)	(1 mark)

LIVEWORKSHEETS

ii.	(1 mark)
	(1 mark)
(1 mark)	(1 mark)

Content : _____/ 8 marks

Language : _____/ 2 marks

Total : _____/ 10 marks

END OF QUESTION PAPER

LIVEWORKSHEETS