





## Science Review

1. a. Match the **apparatus** the the **diagrams** then match the **diagrams** to the **uses**.

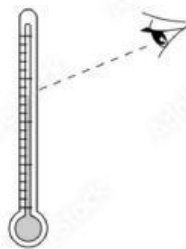
APPARATUS	DIAGRAM	USE
1. Test Tube		Hold and contain liquids
2. Beaker		Measure precise volumes of liquids
3. Measuring Cylinder		Provide support for glassware over a flame
4. Tripod Stand		Hold and contain liquids or small quantities of substances.

(7 mks)

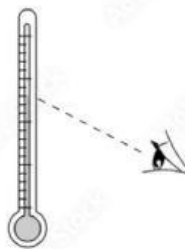
b. What is the Aim of an experiment?

---

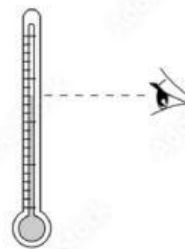
c. Select the correct way to use a measuring cylinder.



Above eye level



Below eye level



At eye level

## Science Review

2. a. Match the following substances with their safety symbol. (Use each symbol once)



--	--	--



--	--	--

b. Label the Bunsen burner.

