

Lee y une con flechas.



amapola

mamá

limpio

miel

pamela

muela

pomelo

mopa

olmo

puma

lima

loma

limón


malo

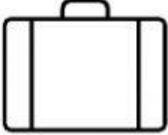




















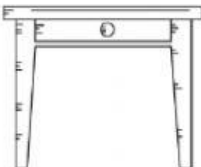



momia



Identificación auditiva



 Colorea los dibujos cuyo nombre comience por la sílaba indicada.

ma					
me					
mi					
mo					
mu					

Escribe la sílaba ma, me, mi, mo y mu.



Blank handwriting lines for the word 'ma'.



Blank handwriting lines for the word 'me'.



Five empty circles for writing the syllables of 'ma'.

Five empty circles for writing the syllables of 'me'.

Blank handwriting lines for the word 'mi'.



Blank handwriting lines for the word 'mo'.



Five empty circles for writing the syllables of 'mi'.

Five empty circles for writing the syllables of 'mo'.

Blank handwriting lines for the word 'mu'.



Blank handwriting lines for the word 'mu'.



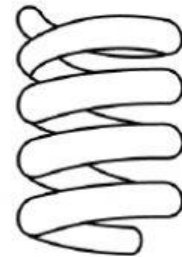
Five empty circles for writing the syllables of 'mu'.

Five empty circles for writing the syllables of 'mu'.

Blank handwriting lines for the word 'mu'.



Blank handwriting lines for the word 'mu'.



Five empty circles for writing the syllables of 'mu'.

Five empty circles for writing the syllables of 'mu'.