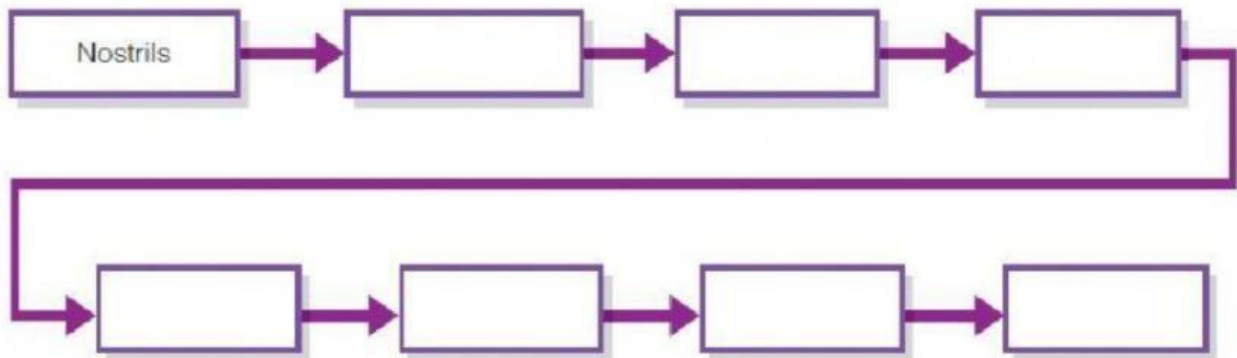
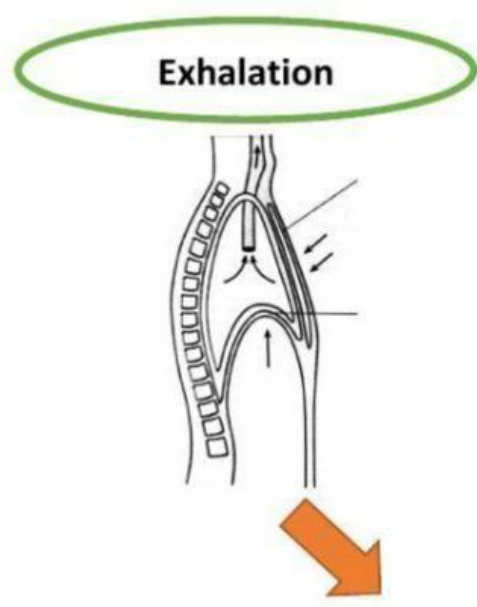
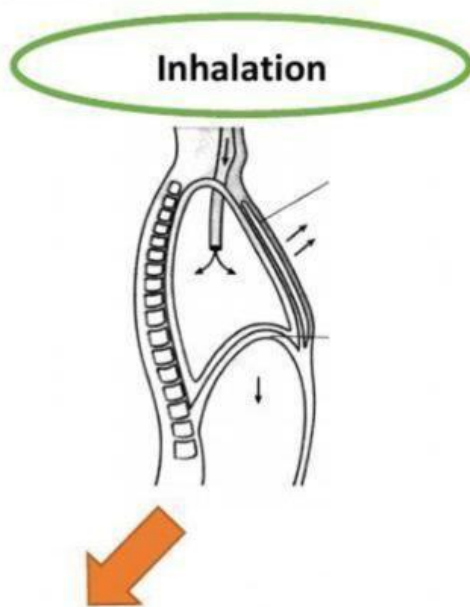


Skill Practice 2.1 (2.0)

1. Complete the direction of air from the nose to the lungs.



2. Complete the table below for what happen to the parts in the human breathing mechanism during inhalation and exhalation.



	Intercostal muscles	
	Diaphragm	
	Volume of thoracic cavity	
	Air pressure inside the thoracic cavity	
	Air movement	

Decreases

Forces to enter

Decreases

Increases

Contract (downwards)

Relax (upwards)

Increases

Contract (get shorter)

Relax (return to normal size)

Forces to exit