

























PREPOSITIONS LISTEN & TICK

Listen and check the box. There is one example.

<div>  Where's the ball? </div>		
 <input checked="" type="checkbox"/>	 <input type="checkbox"/>	 <input type="checkbox"/>
<div>  1. Where is the taxi? </div>		
 <input type="checkbox"/>	 <input type="checkbox"/>	 <input type="checkbox"/>
<div>  2. Where's the cat? </div>		
 <input type="checkbox"/>	 <input type="checkbox"/>	 <input type="checkbox"/>
<div>  3. Where's the lamp? </div>		
 <input type="checkbox"/>	 <input type="checkbox"/>	 <input type="checkbox"/>
<div>  4 Where's the rabbit? </div>		
 <input type="checkbox"/>	 <input type="checkbox"/>	 <input type="checkbox"/>
<div>  5. Where is the coffee shop? </div>		
 <input type="checkbox"/>	 <input type="checkbox"/>	 <input type="checkbox"/>