

PAPER 2 **Listening**

(approximately 30 minutes including 8 minutes' transfer time)

Listening PART 1

TIP

Don't worry if you miss the answer the first time. You will hear each conversation twice.

Look at questions 1–5 and answer these questions before you listen to the recording.

Question 1

What are the three times in the pictures? Say them out loud to yourself in different ways. For example, A is either 'five thirty' or 'half past five'.

Question 2

What are the three things in each picture?

Question 3

Where are the chairs in the pictures?

Question 4

What are the three clothes sizes? Say them out loud.

Question 5

What are the three types of ice cream?

Before you listen to the recording, look at questions 1–5 and think about what information you have to listen for.

For example, in question 1 you need to listen for the time the taxi will 'arrive' at the woman's house, not 'leave'.

In question 2, you will hear two people talking about giving all three things to George, but they will decide on *only one* of them.

In question 3, the two people will talk about all three places but decide to sit in *only one* of them.

In question 4, you will hear all three sizes but the woman will *only buy one*.

In question 5, you will hear all three words, 'coffee', 'chocolate' and 'banana', but *only one* is the ice cream the people in the conversation will eat.

Now listen to the recording, but only listen to each conversation once, not twice. After you have listened once only, listen to the conversations again, and check your answers while listening.

If you do more listening practice, you will be able to get most of these questions right just by listening once.

Remember, in the test you will hear each conversation twice, so you will be able to check your answers when you listen the second time.

PART 1

QUESTIONS 1–5

You will hear five short conversations.

You will hear each conversation twice.

There is one question for each conversation.

For questions 1–5, put a tick (✓) under the right answer.

Example:

0 How many people were at the meeting?

3

A

☐

13

B

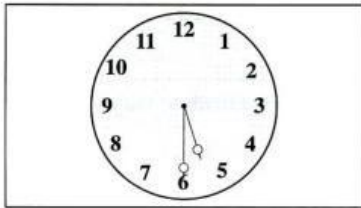
☐

30

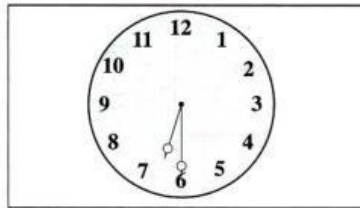
C

☒

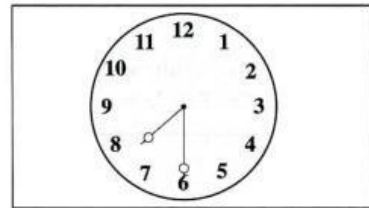
1 What time will the taxi arrive at the woman's house?



A ☐




B ☐



C ☐

2 What will they give George?



A ☐



B ☐




C ☐

3 Where will they sit?



A ☐



B ☐



C ☐

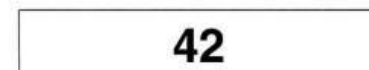
4 What size does the woman buy?



A ☐




B ☐




C ☐


5 Which ice cream will they have?



A ☐



B ☐



C ☐

Listening PART 2

TIP

Think about other ways of saying the words given in the list A–H.

Before you listen, look at everything written on the question paper for this part.

Answer these questions.

- 1 Who is Laura talking to?
- 2 What is Laura talking about?
- 3 What are the headings for the two lists, 6–10 and A–H?
- 4 Which letter, A–H, can you not use as an answer?

Before you listen to the recording, look at the list of problems in the table opposite.

Can you think of another way to say the problem?

Look at the example for 'closed', then fill in the table.

Problems	Is there another way to say this?
A closed	shut, not open
B cold	
C dirty	
D expensive	
E full	
F hot	
G noisy	
H wet	

Now listen to the recording and answer questions 6–10.

Did it help you to think about other ways of saying the problems before you listened?

PART 2

QUESTIONS 6–10

Listen to Laura talking to a friend about places to go.

What is the problem with each place?

For questions 6–10, write a letter A–H next to each place.

You will hear the conversation twice.

Example:

0 cinema

Places

6 restaurant

7 disco

8 swimming pool

9 theatre

10 sports field

Problems

A closed

B cold

C dirty

D expensive

E full

F hot

G noisy

H wet

Listening PART 3

TIP

Remember that in this part of the test you will need to listen for places, numbers, days of the week, prices, dates, times, etc.

Before you listen, look at the words in the box below.

They are the things you need to listen for to answer questions 11–15

Now look at the five questions, 11–15.

Match each question with a word from the second column. The example is done for you.

question	information you need to listen for
Example	clothes
11	dates
12	places
13	jobs
14	numbers
15	times

Now think of questions the girl and the man at the job information centre may ask.

	girl's question	man's question
Example	What kind of jobs are there?	What kind of job do you want?
Question 11		
Question 12		
Question 13		
Question 14		
Question 15		

Now listen to the recording and answer questions 11–15.

PART 3

QUESTIONS 11–15

Listen to a girl speaking to a man at a job information centre.

For questions 11–15, tick (✓) A, B or C.

You will hear the conversation twice.

Example:

- | | | | |
|---|-------------------------|-----------------|-------------------------------------|
| 0 | The man has a job for a | A cleaner. | <input type="checkbox"/> |
| | | B receptionist. | <input checked="" type="checkbox"/> |
| | | C waitress. | <input type="checkbox"/> |
-

- | | | | |
|----|---------------|--------------------|--------------------------|
| 11 | The job is in | A a hotel. | <input type="checkbox"/> |
| | | B a sports centre. | <input type="checkbox"/> |
| | | C an office. | <input type="checkbox"/> |

- | | | | |
|----|---|-------|--------------------------|
| 12 | You cannot do the job if you are younger than | A 18. | <input type="checkbox"/> |
| | | B 19. | <input type="checkbox"/> |
| | | C 20. | <input type="checkbox"/> |

- | | | | |
|----|---------------------------|---------|--------------------------|
| 13 | The job will begin on the | A 23rd. | <input type="checkbox"/> |
| | | B 24th. | <input type="checkbox"/> |
| | | C 26th. | <input type="checkbox"/> |

- | | | | |
|----|---------------------------------|-------------|--------------------------|
| 14 | Most working days will begin at | A 8.15 a.m. | <input type="checkbox"/> |
| | | B 8.30 a.m. | <input type="checkbox"/> |
| | | C 9.00 a.m. | <input type="checkbox"/> |

- | | | | |
|----|------------------------------|-------------------|--------------------------|
| 15 | For work, the girl must wear | A a white shirt. | <input type="checkbox"/> |
| | | B a blue skirt. | <input type="checkbox"/> |
| | | C black trousers. | <input type="checkbox"/> |

Listening PART 4

TIP

To find the right information in the right place in the conversation think about the questions the person may ask.

For questions 16–20, you have to write down the answers a woman gives to a man's questions about a holiday.

Before you listen, look at the notes about a holiday in Ireland and think about what questions the man asks.

Now read what the man actually asks the woman about the hotel. These are the questions but they are in the wrong order. Put them into the order you think you will hear them on the recording. Put a number in each box.

- How much does the holiday cost? ☐
- How do you spell that? ☐
- Can you give me some information about your short holidays in Ireland? ☐
- Can I book two places for next weekend? ☐
- What's the hotel like? ☐

Now listen to the recording to see if you got the questions in the right order.

Listen to the recording again and answer questions 16–20.

PART 4

QUESTIONS 16–20

You will hear a man asking for information about a holiday in Ireland.

Listen and complete questions 16–20.

You will hear the conversation twice.

HOLIDAY IN IRELAND

Leave on:

Friday morning

Number of nights:	16	
Name of hotel:	17	
Coach trip to visit:	18	<i>a factory</i>
Price this month:	19	<i>£ per person</i>
Date of holiday:	20	<i>17th</i>

Listening PART 5

TIP

Don't always think the first thing you hear is the correct answer, even if it is the right kind of information.

Before you listen, look at the information about a fire practice at a school. What kind of information are you listening for in each question?

Now listen to the recording, stopping and starting when you need to, and quickly write down all the pieces of information that might be answers; for example, all the times of the day.

You will see that for every question, except question 23, there are two times, things, places and activities. Some of the information is already in the notes, such as 'bags' and 'run', so that will help you.

In question 24 you need to be careful and listen to everything. If you write down the first place you hear (the car park), you will be wrong.

Now listen to the recording and answer questions 21–25.

PART 5

QUESTIONS 21–25

You will hear a head teacher giving students some information about a fire practice.

Listen and complete questions 21–25.

You will hear the information twice.

FIRE PRACTICE

Day:	Monday
Starting time:	21 a.m.
Don't take:	22 or bags
Go out of building through:	23 door
Outside, wait next to:	24
Don't:	25 run or

You now have 8 minutes to write your answers on the answer sheet.