

ENGLISH WORKSHEET

“PROCEDURE TEXT”

NAME :

CLASS :

Instruction:

1. Complete your identity
2. Watch the video, understand the materials then
3. Do the test properly!

PROCEDURE TEXT MATERIAL

Watch the following video to understand the procedure text materials!



Complete your understanding about Procedure Text through the following website!



After understanding the materials,
you can do the exercise!

EXERCISE

A. Fill in the blanks with the correct answer!

1. The synonym of procedure text is
2. Procedure text talks about advice to do something is called as

B. Read the text then give a check list on the right statements!

How to Make Iced Tea

Ingredients:

- Tea bag or tea leaves
- Sugar
- Ice cubes
- Water

Instructions:

- Boil the water
- Pour the water into the glass
- Steep tea
- Strain the tea if you used loose leaves, or remove the tea bags.
- Add sugar
- Add the ice cubes
- Serve and enjoy.

- ☐ The first step to make iced tea is boiling the water
- ☐ The last step to make iced tea is adding sugar
- ☐ We no need ice cube to make iced tea

C. Choose the correct picture according to the text!

Cell phone is a modern communication device which connects one to the others by voice, written message and data. However, this device cannot work until the SIM card is inserted. When inserting the SIM Card to cell phone, make sure that the cell phone has been switched off and follow the direction bellow:

First of all, press the locking catch and slide the cover then lift it off the phone. After that, push two catches in the opposite directions and remove the battery. Next, slide the SIM card carefully into the slot and make sure that the golden connect arson are facing to the connector of the phone. Then, put the battery and align it until snaps into its place.

Finally, insert the two catches of the back cover corresponding slot in the phone and slide the cover forward button of the phone until locks into place Don't forget to switch on the cell phone. Wait until it is ready to use.











D. Find some conjunction in the following box!

T	N	E	X	T	B
H	A	H	E	P	H
E	F	H	K	D	D
N	T	O	Z	W	R
B	E	F	O	R	E
A	R	M	W	D	E

E. Analyse the structure of Procedure Text by joining both statements!

<p>Toothbrush, Toothpaste,</p> <p>How to Brush Your Teeth</p> <p>Squeeze some toothpaste on the toothbrush</p> <p>Put your toothbrush under some water</p> <p>Brush your teeth thoroughly for three minutes</p> <p>Rinse your mouth and toothbrush with water</p>	<p>Goals</p> <p>Materials</p> <p>Steps</p>
---	--

F. Match the following statements by drag and drop it correctly!

Steps	Number	
Second, go to your laptop/computer and find the "printer setting".		
Click "Add a printer" and follow the further instructions that appear.		
Finally, it is ready to use.		
First, plug in the power cable of the printer and turn it on.		

Thank You for doing the Worksheet. Don't Forget to screenshot you score then send to your teacher!