

1 Find, circle and write.

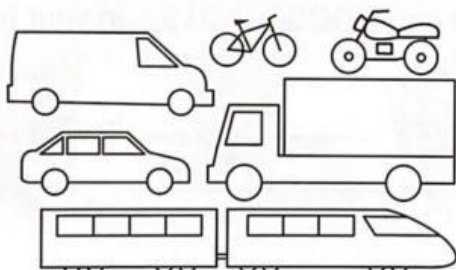
q	m	w	e	r
l	o	r	r	y
t	t	y	u	v
i	o	m	n	a
t	r	a	i	n
z	b	x	c	v
b	i	k	e	c
b	k	n	m	a
j	e	k	p	r



lorry



2 Choose and draw three types of transport in your town.





My Town

3 Look at 2. Write answers for you. Yes, there are. No, there aren't.

- Are there any trains in your town?
- Are there any cars in your town?
- Are there any bikes in your town?
- Are there any vans in your town?
- Are there any lorries in your town?
- Are there any motorbikes in your town?

4 Look, read and write A or B.



- | | | |
|--------------------------|-------------------------------------|---|
| 1 Where's the bike? | It's next to the van. | <div style="border: 1px solid black; border-radius: 50%; width: 30px; height: 30px; display: flex; align-items: center; justify-content: center;">B</div> |
| 2 Where's the car? | It's between the lorry and the van. | <div style="border: 1px solid black; border-radius: 50%; width: 30px; height: 30px;"></div> |
| 3 Where's the lorry? | It's behind the motorbike. | <div style="border: 1px solid black; border-radius: 50%; width: 30px; height: 30px;"></div> |
| 4 Where's the van? | It's in front of the car. | <div style="border: 1px solid black; border-radius: 50%; width: 30px; height: 30px;"></div> |
| 5 Where's the lorry? | It's next to the bike. | <div style="border: 1px solid black; border-radius: 50%; width: 30px; height: 30px;"></div> |
| 6 Where's the motorbike? | It's behind the lorry. | <div style="border: 1px solid black; border-radius: 50%; width: 30px; height: 30px;"></div> |

5 Look, read and write.



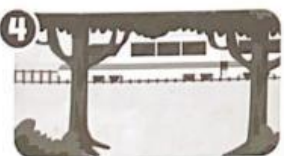
Where's the bike?
It's next to the tree.



Where's the car?



Where's the motorbike?



Where's the train?

→ Go to Grammar check page 128

Where's the ...? It's in front of / next to / behind / between the ... 57