

WEATHER REPORT



















WEATHER REPORT 1

Write the weather news report of the following chart.

WEATHER REPORT

Look at the picture. You will be writing a report of 100-150 words in 3 paragraphs based on the picture provided.

What are the tips
on writing a
WEATHER REPORTS?

Day / Date	morning	afternoon	night
Monday, 9 th October			
Tuesday, 10 th October			
Wednesday, 11 th October			
Thursday, 12 th October			
Friday, 13 th October			
Saturday, 14 th October			

TIPS ON WEATHER REPOT

FUTURE TENSE!

- It will be **adjective** (sunny)
- It will be **v + ing** (rain + ing = raining)
- There will be a **noun** (thunderstorm)
- It is going to **v** (rain)
- It is going to be a **adjective** (sunny) **noun** (day)

TIPS ON WEATHER REPORT

PREPOSITIONS OF TIME

IN	AT	ON
In the morning	At night	On Sunday
In the afternoon	At 9:00	On my birthday
In the evening	At noon	On a holiday
In (the) spring	At midnight	On May 12
In (the) summer	At bedtime	On a weekday
In the winter	At sunset	On the weekend
In 2019	At the weekend	On Monday morning
In the 1990s	At the sunrise	On Tuesday afternoon
		On Wednesday evening

➤ Use the correct temporal preposition:

- ✓ On Monday,
- ✓ On Friday,
- ✓ On Thursday
- ✓ In the morning,
- ✓ In the afternoon,
- ✓ In the evening,
- ✓ At night
- ✓ On Saturday morning,
- ✓ On Saturday night,

PREPOSITIONS OF TIME

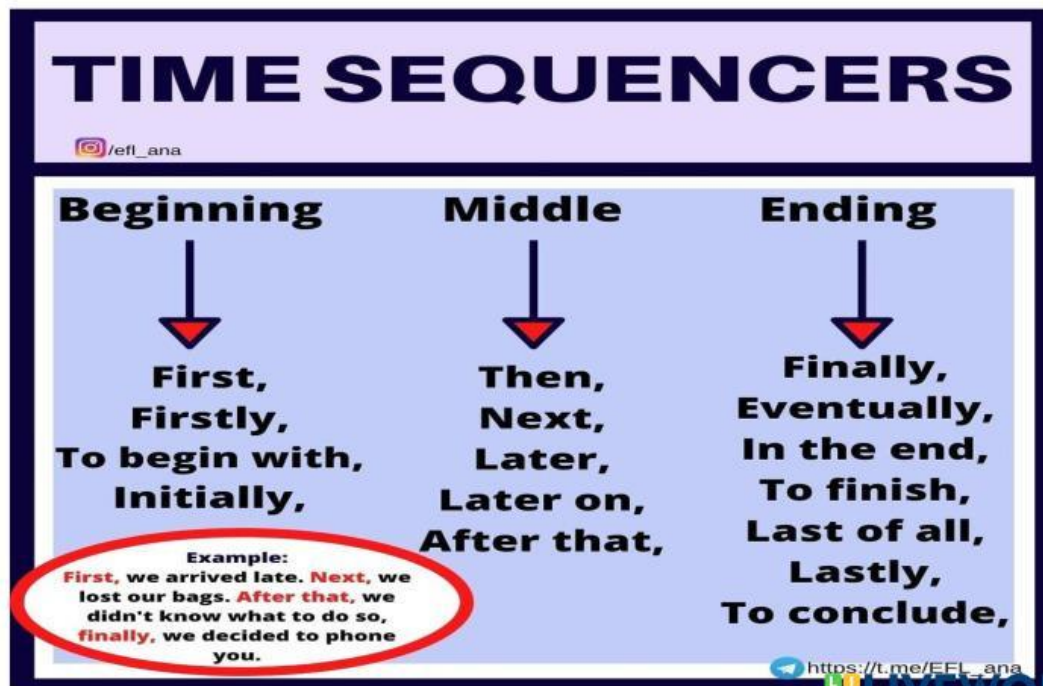
IN	AT	ON
In the morning	At night	On Sunday
In the afternoon	At 9:00	On my birthday
In the evening	At noon	On a holiday
In (the) spring	At midnight	On May 12
In (the) summer	At bedtime	On a weekday
In the winter	At sunset	On the weekend
In 2019	At the weekend	On Monday morning
In the 1990s	At the sunrise	On Tuesday afternoon
		On Wednesday evening







TIPS ON WEATHER REPORT

Introduction

- Give a greeting first.
 - *"Assalamualaikum. I am (your name), your weather reporter. I will be covering your local weather in the second week of October."*
- Start describing the weather on Monday and Tuesday. *"On Monday morning,..."*

➤ Use sequencers. *"The next day,..."*, *"On the third day,..."*



Day / Date	morning	afternoon	night
Monday, 9 th October			
Tuesday, 10 th October			

➤ Start describing the weather on Monday and Tuesday.

✓ On Monday morning,

✓ In the afternoon,

✓ At night

➤ It is going to be a
adjective (sunny) noun
(day)







➤ It will be
adjective
(sunny)

TIPS ON WEATHER REPORT

FUTURE TENSE!

- It will be **adjective** (sunny)
- It will be **v + ing** (rain + ing = raining)
- There will be a **noun** (thunderstorm)
- It is going to **v** (rain)
- It is going to be a **adjective** (sunny) **noun** (day)

➤ Describing the weather on Wednesday and Thursday.

Day / Date	morning	afternoon	night
Wednesday, 11 th October			
Thursday, 12 th October			

➤ It is going to be a **adjective** (rainy) **noun** (day)

➤ It will be **adjective** (hot) day

➤ It will be **adjective** (sunny)

➤ There will be a **noun** (thunderstorm)

✓ On Monday morning,

✓ In the afternoon,

✓ At night

TIPS ON WEATHER REPORT

Body







- Give advice or suggestion.

"It will be raining so make sure to be careful driving on the road."

"It is a partly cloudy day so you can take a stroll in the park as the sun does not shine too brightly."

Closing

➤ Describing the weather on Friday and Saturday.

Day / Date	morning	afternoon	night
Friday, 13 th October			
Saturday, 14 th October			

➤ It is going to be a **adjective** (rainy) **noun** (day)

➤ It will be **adjective** (windy) day

➤ It will be **adjective** (cloudy)

➤ There will be a **noun** (thunderstorm)

✓ On Monday morning,

✓ In the afternoon,

✓ At night

TIPS ON WEATHER REPORT

Closing

➤ Conclude.

"That is your weather forecast. Thanks for watching. I am (your name) signing off."

SOME VOCABULARY TO USE FOR A WEATHER REPORT

It is going to be:

- sunny (adjective)
- windy (adjective)
- partly cloudy (adjective)

It will be:
















- a partly cloudy (adjective) night with a crescent moon (noun)
- a partly cloudy (adjective) day (noun)
- clear (adjective) night sky (noun)

There will be:

- a thunderstorm (noun)
- a dark clouds (noun)

TIPS ON WEATHER REPORT

- If the weather is the same from afternoon until night time, use:
 - *"It will be windy from the afternoon until night time."*
- If the weather is the same on two different days, you may describe it like this:
 - *"On Monday, it will be sunny in the morning."*
 - *"On Thursday morning, the weather will be the same as Monday morning."*

Day / Date	morning	afternoon	night
Monday, 9 th October			
Tuesday, 10 th October			
Wednesday, 11 th October			
Thursday, 12 th October			
Friday, 13 th October			
Saturday, 14 th October	