

Lesson 6 Language in use





1 Look and write **Where's** or **Where are**. Then match.






- | | |
|-----------------------------------|---------------------------------|
| 1 Where's the white paint? | a They're under the book. |
| 2 the glue? | b They're in the box. |
| 3 the crayons? | c It's next to the black paint. |
| 4 the rulers? | d It's next to the box. |

2 Look at the picture in Activity 1. Read and complete.

Where's They're under are next to **Where**

-  1 **Where** are the crayons, Anna?
-  They're ² the book.
-  Where ³ the pencils?
-  ⁴ in the box.

-  5 the paint?
-  Here it is, ⁶ the pens.
-  Oh, yes. Thank you!