Tahnoon bin Mohammed School- Cycle 2
Grade 6 - Science work sheet
Topic : Body systems
Teacher Ms. Sandhya

Recall:

Figure 1 shows a plant cell.

Some parts of the cell have been labelled.

Figure 1

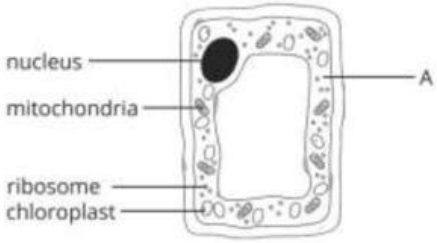

What is the name of part A?

Tick **one** box.

- cell membrane ☐
- cell wall ☐
- cytoplasm ☐
- vacuole ☐

Understanding:

Which three parts found in a plant cell are **not** present in animal cells?

Tick **one** box.

[

- cell membrane, chloroplasts, cytoplasm ☐
- cell membrane, chloroplasts, vacuole ☐
- cell wall, chloroplasts, cytoplasm ☐
- cell wall, chloroplasts, vacuole ☐

Give one function of the nucleus.

[1 mark]

_____

_____

LIVEWORKSHEETS

Apply:

Figure 2 shows a different type of cell.

Figure 2

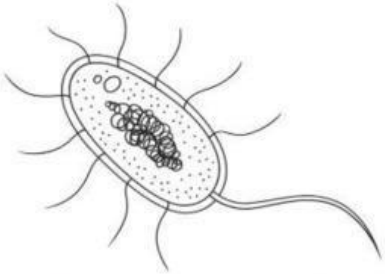

Give **two** pieces of evidence that suggest the cell in **Figure 2** is a bacterial cell.

[2 marks]

1. _____

_____

2. _____

_____

Analyze:

Cardiac muscle is one type of muscle found in the body.

1 What is the correct order of these structures from the simplest level of organisation to the most complex?

Tick **one** box.

[1 mark]

cardiac muscle ⟶ muscle cell ⟶ heart ⟶ circulatory system ☐

cardiac muscle ⟶ muscle cell ⟶ circulatory system ⟶ heart ☐

muscle cell ⟶ cardiac muscle ⟶ heart ⟶ circulatory system ☐

muscle cell ⟶ cardiac muscle ⟶ circulatory system ⟶ heart ☐

LIVEWORKSHEETS

. 2 Which diagram shows a muscle cell?

Tick **one** box.

[1 mark]

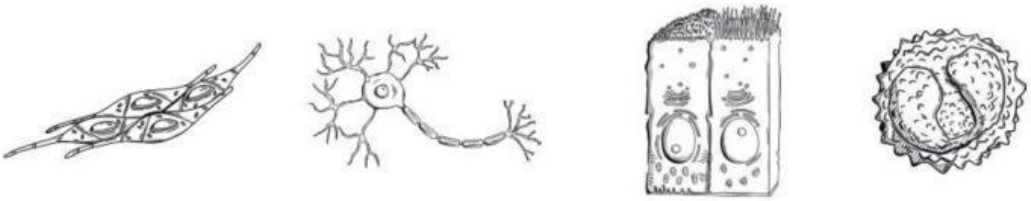

A ☐ B ☐ C ☐ D ☐

. 3 Explain why muscles cells contain many mitochondria.

[2 marks]

_____

_____

_____

_____

LIVEWORKSHEETS