

# LE Flyers Practice 1

## Listening

A. Where did William do these activities at the campsite? Listen and write a letter in each box. There is one example.



set up a tent



explore a cave



identify trees



pick wild strawberries



A



B



C



D

## Speaking

B. Listen and continue the story.



## Reading and Writing

C. Look at the picture and read the story. Write some words to complete the sentences about the story. You can use 1–4 words.

### The Diving Lesson

Helen and Michael are at the swimming pool on Saturday morning. Helen is reading a book when she sees a man giving diving lessons. "Come on, Michael," she says. "Let's learn how to dive!" Helen feels confident, but Michael is shy. He feels nervous about diving. "No, thanks," says Michael. "I'd rather sit and watch you." "Come diving, Michael," says the diving teacher. "You can do it. It's fun!" Michael looks at the swimming pool and feels more confident. "OK, let's learn together," says Michael. They learn how to dive and have a great time. Michael is really good at diving!



1. Helen is reading a book at the swimming pool with her friend Michael.
2. She asks Michael if he wants to ....., but he feels nervous.
3. When the teacher tells Michael that diving is fun and he can do it, he .....
4. Michael is good at diving and they have .....

D. Look at the text. Choose the right words and write them on the lines.

### Growing Plants

In my garden at home, my mother (1) ..... seeds. She is really good at growing food and fruit. The seeds come in (2) ..... different shapes and sizes. When the seeds are in the earth, they grow and become plants. The roots (3) ..... underground and they take in food and water for the plant. I always water the plants. They need lots (4) ..... water to grow. We like to grow tomatoes, carrots, onions, and potatoes.

- |           |          |         |        |    |      |
|-----------|----------|---------|--------|----|------|
| 1. plants | planting | planted | 3. be  | is | are  |
| 2. some   | many     | a       | 4. for | of | from |



# LE Flyers Practice 2

## Listening

A. Listen and check (✓) the box.



1. What will David do for the party?



A ☐



B ☐



C ☒

2. What animal is more colorful?



A ☐



B ☐



C ☐

3. Which sandals will George buy?



A ☐



B ☐



C ☐

## Speaking

B. Look, listen, and find the differences.



## Reading and Writing

C. Read the email and write the missing words. Write one word on each line.



Hi Katy,

It is Harry's birthday (1) ..... Saturday. I'm planning a surprise party. (2) ..... you help me? I (3) ..... make the decorations and order the pizza. Betty will bake the cupcakes, and Richard will choose the music. We're (4) ..... of juice. Could you get some more? We will speak again soon. Thank you!

Take care,

Gloria

D. Look and read. Choose the correct words and write them on the lines.

desert

forest

freshwater

1. This is the driest biome. It gets very little rain. .... desert .....
2. This is the coldest biome. ....
3. This biome has a lot of grass, but it doesn't have many trees. ....
4. This biome has many trees, plants, and animals. ....

grassland

tundra

natural community

## LE Flyers Practice 3



## Listening

A. Listen, color, draw, and write.



## Speaking

**B. Look, read, and listen. Ask and answer questions.**



Candidate's copy  
**George's Activities**

wash my hair	?
exercise	?
iron my clothes	?



### Helen's Activities

wash my hair	usually before she goes to bed
exercise	twice a day
iron my clothes	rarely



## Reading and Writing


C. Look and read. Write **yes** or **no**.





1. One girl is holding lots of books and walking carefully. ....**yes**.....
2. The boy standing at the table is talking quietly. ....
3. The girl sitting at the table is writing carelessly. ....
4. One of the boys is walking slowly. ....

D. Richard is talking to his friend Katy. What does Katy say? Read the conversation and choose the best answer. Write a letter (A–E) for each answer. You do not need to use all the letters.


1.  **Richard:** Katy, how many times a week do you exercise?

 **Katy:** .....**C**.....

2.  **Richard:** Do you eat a balanced meal?

 **Katy:** .....

3.  **Richard:** What other good habits do you have?

 **Katy:** .....

- A** Yes. It's important to eat fruit and vegetables.
- B** Exercise is more fun with my friends.
- C** Once a day. When possible I ride my bike to school, too.
- D** Yes, I like pizza and ice cream.
- E** I always go to bed early every day.

# LE Flyers Practice 4

## Listening

A. Listen and draw lines.



David

Sarah

Helen

Robert



## Speaking

B. Listen and continue the story.





## Reading and Writing

C. Read the story. Choose a word from the box. Write the correct word next to numbers 1–4.



been	already
gone	hiked
ridden	has
yet	talked

Emma Brown likes to visit many different countries. She has (1) been to India, the UK, and Italy. She has never been to Peru, and she hasn't been to Kenya (2) yet. She took many photos on her last vacation to New Zealand. She's (3) already uploaded the photos to her computer, but she hasn't printed them yet. She has had lots of fun experiences. She has gone hiking and scuba diving. And she's (4) hiked a camel, too! Where have you been?

D. Look at the picture and read the story. Write some words to complete the sentences about the story. You can use 1–4 words.

### Uploading Photos

Betty needs to finish a photography project for her science class. She has taken photos of insects and plants. She wants to upload the photos to her computer, but she needs some help. "Are you busy, William?" asks Betty. "I've just logged in to a cool website," says



William. "I'm downloading music now. What's wrong?" "Oh, OK, don't worry. I'll ask you for help later," says Betty. "Just a minute," says William. "I'm done!"

William shows Betty how to upload the photos and also how to print them. Betty finishes her project and writes her report on time.

1. Betty has taken photos of insects and plants for her science project.
2. She doesn't know how to upload to her computer.
3. William has logged in to a website and is downloading music.
4. Betty finishes her project after William helps her with the photos.



