HUMAN BODY: NUTRITION TEST

1 Label the parts of the cell.

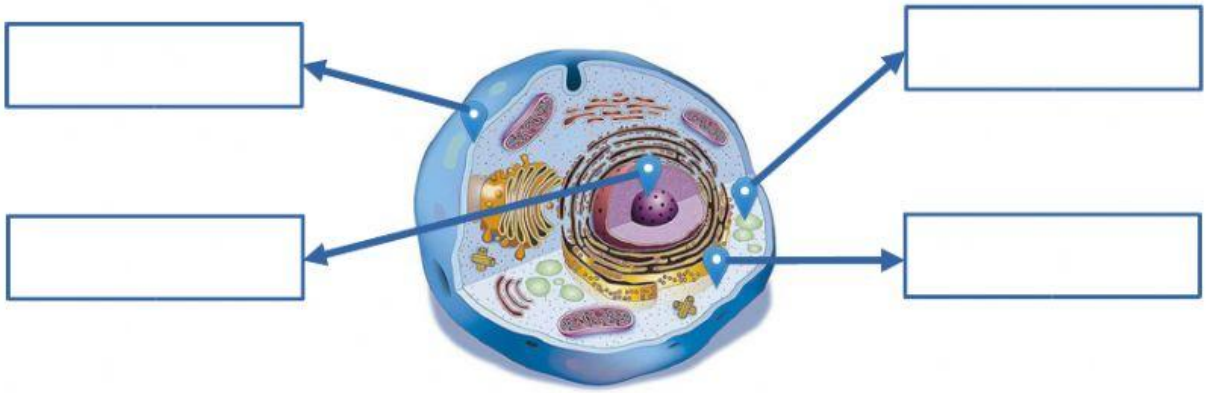

2 Label each picture and complete the sentences.

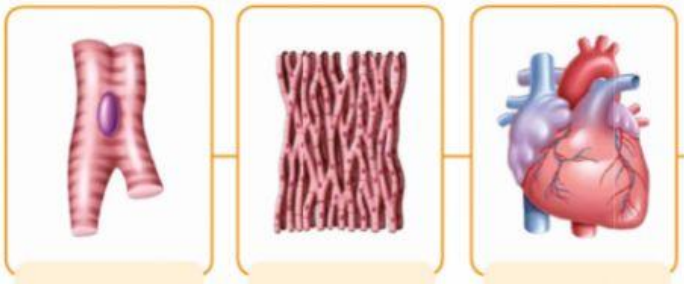

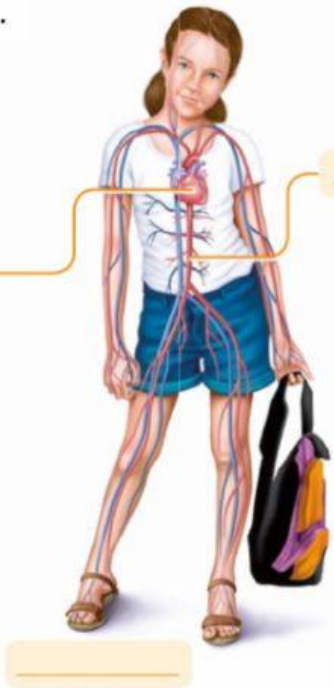

- a Cells perform the same function group together to form _____.
- b The heart and blood vessels are part of the circulatory _____.
- c The heart is an example of an _____.
- d The smallest living unit is a _____.
- e Systems are the most complex structures in a living _____.

LIVEWORKSHEETS

3 Label these organs and choose the system they belong to.

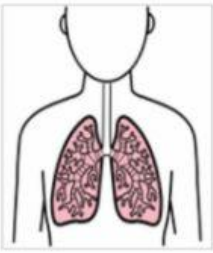	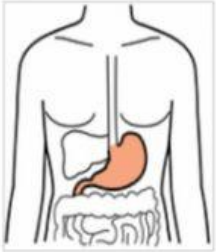	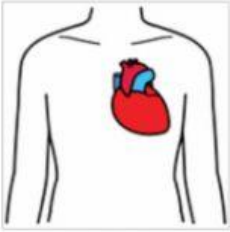	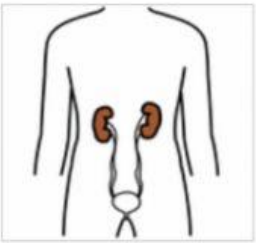

4 Order the sentences to describe how the digestive system works.
Write numbers 1 to 5.

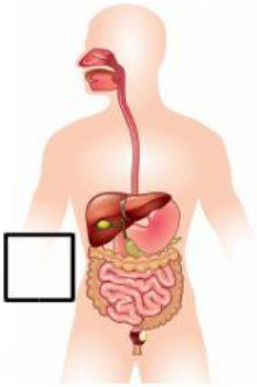

a. The small intestine separates the nutrients from the waste. ☐

b. We take in food through the mouth. ☐

c. The large intestine expels the waste from our body through the anus. ☐

d. The food passes down the oesophagus and into the stomach. ☐

e. The nutrients pass to the circulatory system. ☐

5 Match to make definitions.

The respiratory system...	… excretes (or expels) waste from our body.
The digestive system...	… helps us breathe. We breathe in oxygen and breathe out carbon dioxide.
The excretory system...	… helps our body to get the nutrients it needs.

LIVEWORKSHEETS

6 Complete about the circulatory system.

body	blood	carbon dioxide	nutrients

The circulatory system consists of the heart, blood vessels and _____. It moves blood through the heart and around the _____. Blood gives our cells the oxygen and _____ they need. Blood also collects waste products, such as _____, and takes them to the parts of the body which expel them.

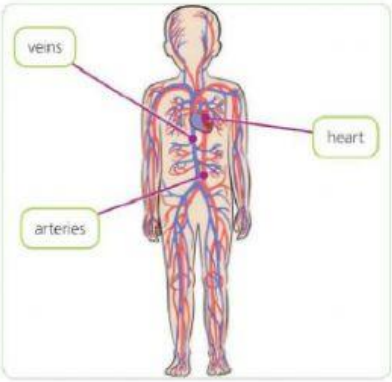

7 Label the parts of the excretory system.

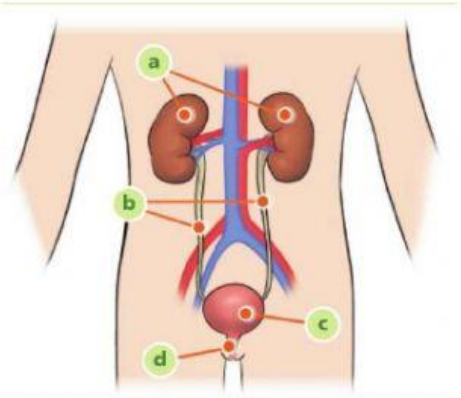

a)	
b)	
c)	
d)	

8 Choose the correct answer.

1. Which is the smallest unit of life?

a) The cell b) An organ c) Tissue

2. This part of the digestive system is where the nutrients pass to the blood.

a) The stomach b) The small intestine c)The large intestine

3. In the _____ is where the oxygen passes to the blood.

a) alveoli b) lungs c) trachea

4. This tube connects the mouth to the stomach.

a) Urethra b) Oesofagus c) Trachea

LIVEWORKSHEETS