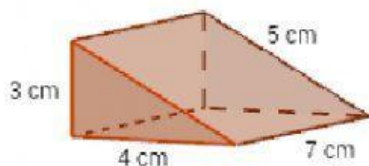


Check understanding prism !

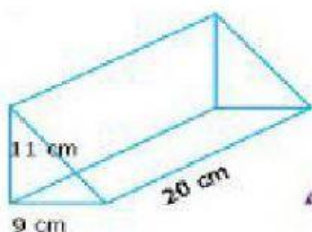
Drag and drop the answer.

1. The surface area from the picture below is....



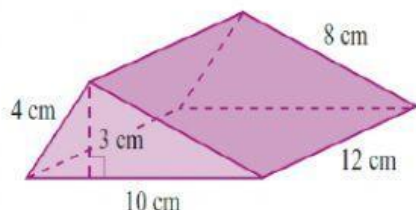
260 cm²

2. The volume of the picture below is....



294 cm²

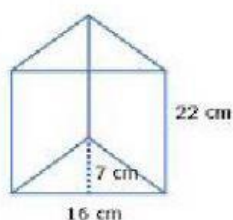
3. The surface area of this picture below is....



96 cm²

1.232 cm³

4. The volume of the picture below is....



990 cm³

5.

The figure shows a prism whose base is a trapezium. Calculate the total surface area of the prism.

