

# Lembar kerja Peserta didik



## Sistem Pernafasan SMAN 1 Wanasaba

### Tujuan Pembelajaran

Melalui pembelajaran PBL siswa dapat menganalisis sistem Pernafasan manusia

### Stimulus Video Sistem Pernafasan Manusia

Petunjuk : Setelah kalian melihat video, Jawablah pertanyaan dibawah ini

Nama Siswa :

Kelas :

Nose

Trachea

Bronchi

Diaphragm

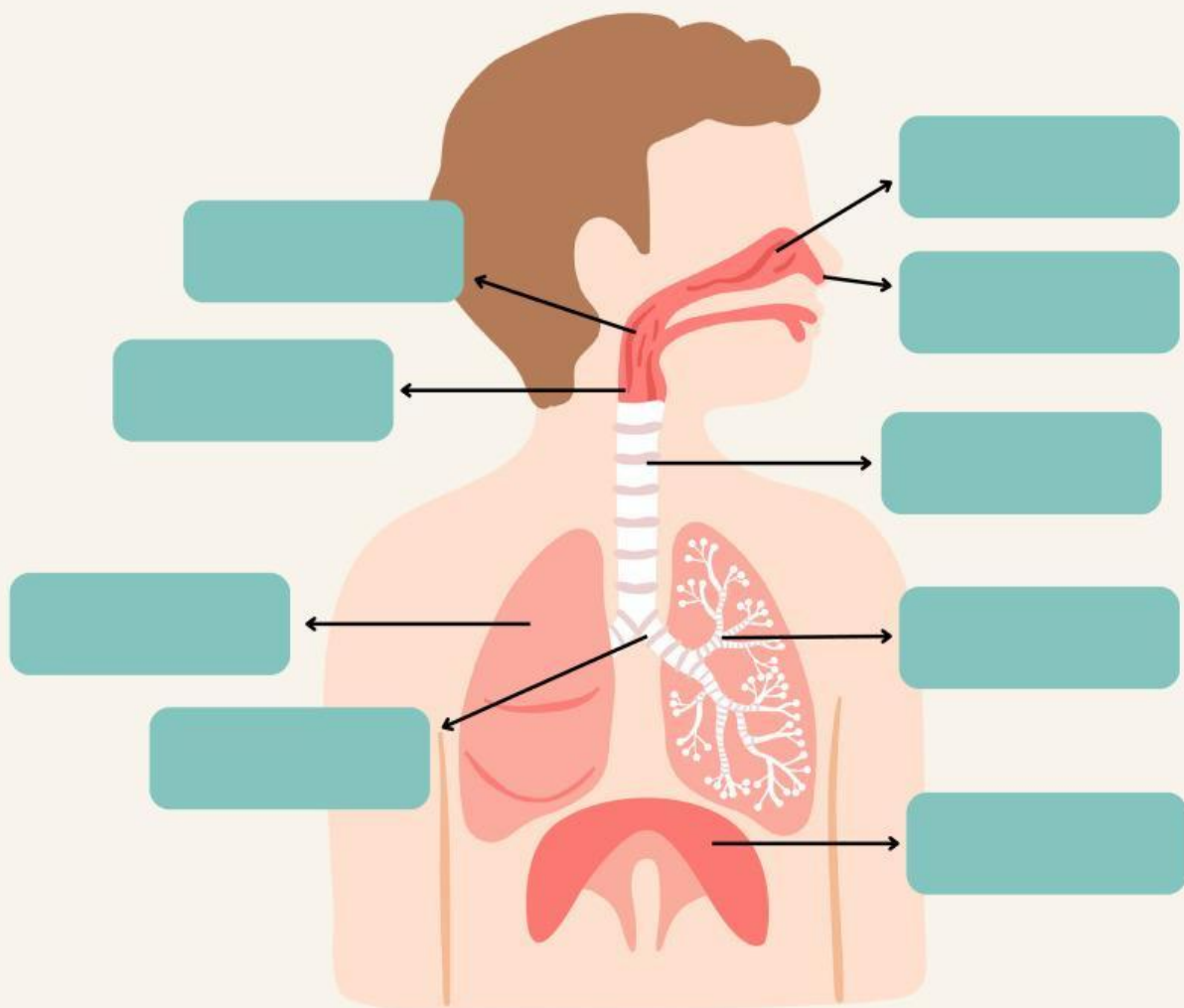
Nasal  
Cavity

Lung

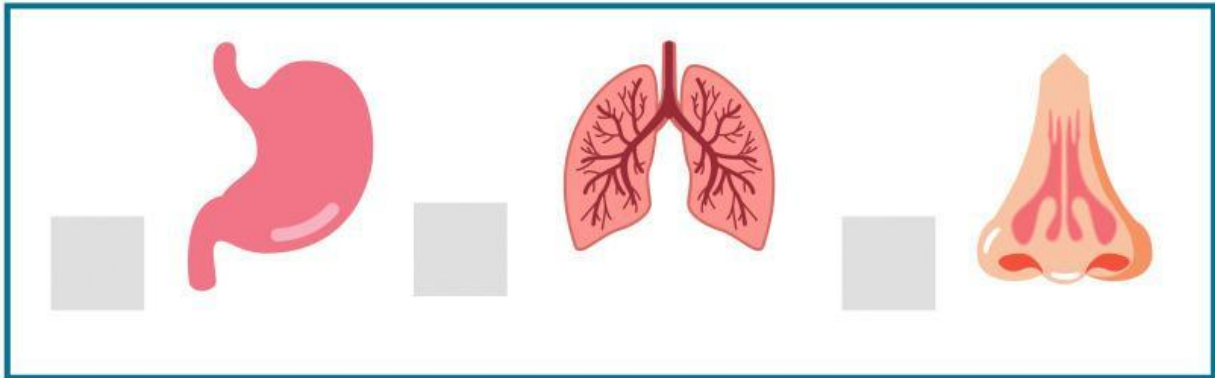
Bronchioles

Larynx

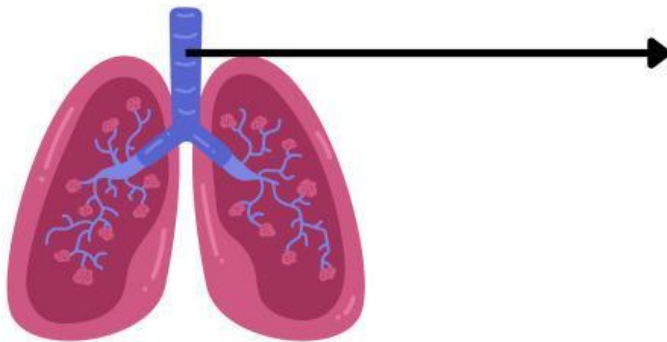
Pharynx



Pilihlah gambar dibawah ini yang termasuk organ respirasi dengan cara memberikan cek list



**Proses Respirasi saat menghirup udara adalah...**



Apa gas yang dimasukkan ke dalam tubuh pada udara pernapasan?

- A. Oksigen
- B. Karbondioksida
- C. Amoniak
- D. Nitrogen

# ORGAN TUBUH

Instructions: Match fungsi tiap organ berikut!

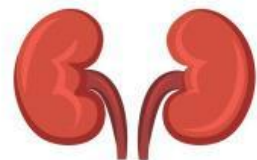
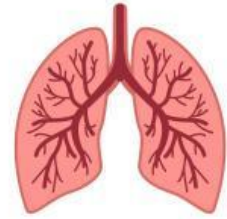
sistem saraf pusat

Organ yang berfungsi  
menghasilkan urine

organ Pencernaan makanan

Memompa darah

organ pernafasan



Jelaskan proses Respirasi



Find-a-word

# THE HUMAN BODY

H	E	A	R	I	N	R	E	T	A	W
L	H	U	M	A	N	N	I	A	R	B
L	R	E	A	G	M	A	C	B	G	O
E	S	I	A	T	O	L	O	S	H	N
M	E	R	H	R	T	I	N	N	T	E
S	N	E	I	D	T	V	T	E	S	S
S	S	A	N	O	E	E	R	Y	L	E
L	E	A	E	O	R	O	O	E	L	C
L	S	O	S	L	N	T	L	O	E	E
E	O	R	G	B	A	N	S	A	B	R
C	O	U	C	S	E	U	S	S	I	T

**Instructions:** Find the underlined words in the above find-a-word.

The human body is a complex machine. It is made up of cells, organs and tissues. Around 60% of the body is water. A baby is born with 270 bones, and this decreases to 206 by adulthood. The brain is the control centre and takes in information from the five senses (sight, hearing, smell, taste and touch). The heart pumps blood around the body, keeping it alive.