




Warm Up






Solving riddles

- Which picture matches the first clue?
→ Put a tick (✓) under it.
- Which picture matches the second clue?
→ Put a tick (✓) under it.
(Do the same with the other clues. You may put more than one tick for each clue.)
- The picture with the most ticks is the correct answer.


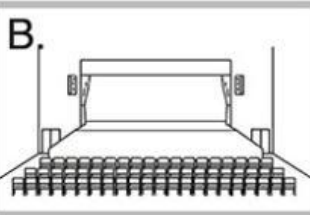

Listen to the riddles. Write the correct answer.

1	A. 	B. 	C. 
✓			

Answer: _____

2	A. 	B. 	C. 
✓			

Answer: _____

3	A. 	B. 	C. 
✓			

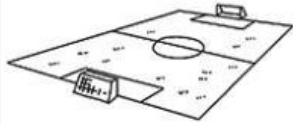



Answer: _____

Practice 1



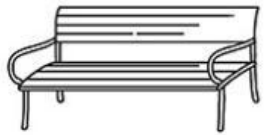

Tim and Betty are playing a guessing game at home.

Listen to the conversation. Circle the correct letter.


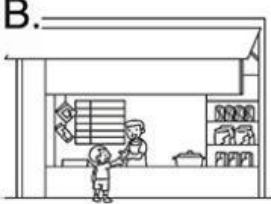
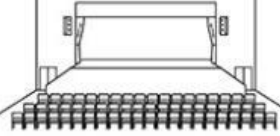

1

A. 	B. 	C. 	D. 
--	--	---	--




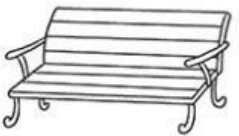
2

A. 	B. 	C. 	D. 
--	--	---	--


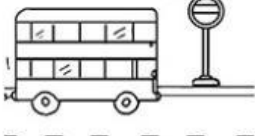

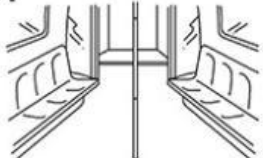
3

A. 	B. 	C. 	D. 
---	---	---	---

4

A. 	B. 	C. 	D. 
--	--	---	--

5

A. 	B. 	C. 	D. 
--	--	---	--