

## Part 3


– 5 questions –

Look at the pictures. Look at the letters. Write the words.

Example



h a t

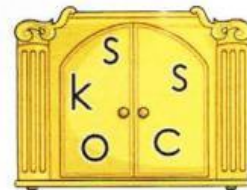


Questions

1



-----



2




-----



3



-----



4



-----



5



-----



# Part 3

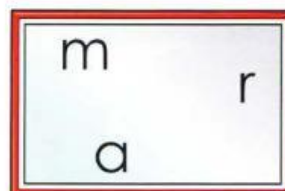
- 5 questions -

Look at the pictures. Look at the letters. Write the words.

Example



a r m




Questions

1




-----



2




-----



3




-----



4




-----



5



-----



## Part 3

– 5 questions –

Look at the pictures. Look at the letters. Write the words.

Example



h a t

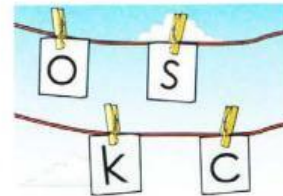


Questions

1



\_\_\_\_\_



2



\_\_\_\_\_



3



\_\_\_\_\_



4



\_\_\_\_\_



5



\_\_\_\_\_

