
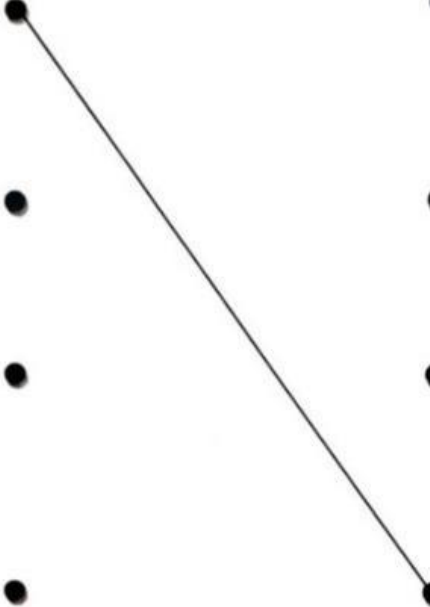







Question 2: Look, read and draw lines. There is one example (2.5pts)

Example:

			<input type="radio"/> It's yellow.
1.		<input type="radio"/>	<input type="radio"/> I have an elephant.
2.		<input type="radio"/>	<input type="radio"/> It's a book.
3.		<input type="radio"/>	<input type="radio"/> Hello, Kim.
4.		<input type="radio"/>	<input type="radio"/> I can see an ant.
5.		<input type="radio"/>	<input type="radio"/> Goodbye, teacher!

Question 3: Look, read and circle. There is one example (2pts)

Example:



Sit down

Stand up.

1.



Nice to meet you.

This is my brother.

2.



It's a book.

It's a door.

3.



It's a red bag.

It's a white bag.

4.



Touch your leg.

Touch your head.

Question 4: Look, read and put a tick (✓) Yes or No . There is one example (2pts)

Example:



Listen.

Yes

☒

No

☐

1. This is my sister.



Yes

☐

No

☐

2. This is my pencil.



Yes

☐

No

☐

3. Touch your arm.



Yes ☐

No ☐

4. Touch your head.








Yes ☐

No ☐

PART C: WRITING (1pt)
Look and write. There is one example.

boy	bag	blue	mother	food
-----	-----	------	--------	------

				
1. boy	2.....	3.....	4.....	5.....