

Warm Up



Paying attention to words with similar sounds

Be careful! Don't mix up these words:

- shirt T-shirt
- socks shorts
- shirt skirt
- blouses trousers

Listen and tick (✓) the correct answer. Then circle the correct picture.


- 1 This is Jenny. Her ☐ shoes are white.
☐ shorts
☐ socks



- 2 This is Benny. His ☐ shirt is purple.
☐ T-shirt
☐ shoe



- 3 We are Mandy and Sandy.
 Our ☐ trousers are red.
☐ blouses
☐ shoes



- 4 They are Jo and Terry.
 Their ☐ shorts are pink.
☐ skirts
☐ shirts



Practice 1

Sue and her grandma are looking at some photos.

Listen to the conversation. Tick (✓) the correct answer.




1 Who is Jo?



his / her?
shoes / socks?




2 Who is Jacky?



his / her?
shirt / skirt?



3 Which is the correct picture?




our / their?
socks / shorts?



4 Who is Benny?



5 Which is the correct picture?



Practice 2


Sue is now showing Grandma some photos of the school fashion show.

Listen to the conversation. Put a '✓' or a 'X' in the box.


Look at the pictures carefully before listening.
Also, pay attention to 'his, her, their'.




1 Is this the photo?



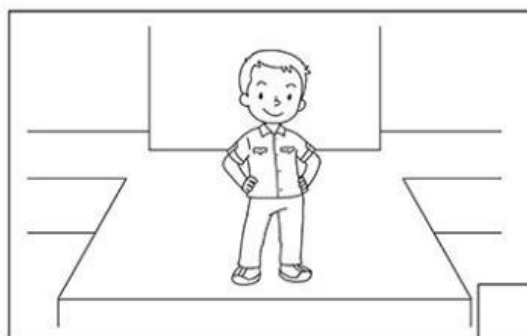
2 Is this the photo?




3 Is this the photo?



4 Is this the photo?



5 Is this the photo?



6 Is this the photo?

